

How to record yourself reading on Raz Kids

Step 1:

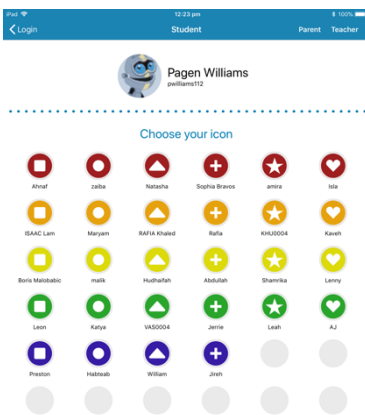


When you open Raz Kids you will need to add your teacher's username.

This can be found on the slip containing your password

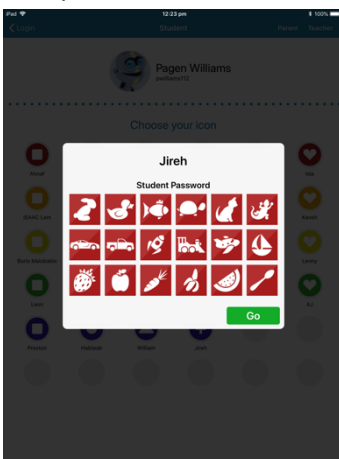
Note: This is the view from a school Ipad so teacher's usernames have already been saved.

Step 2:



Find your name and click on it

Step 3:



Click on your password and press go

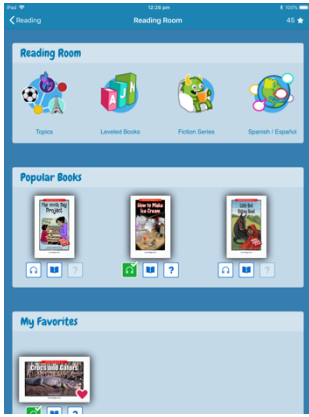
Refer to the slip of paper containing the teacher username and your password.

Step 4:



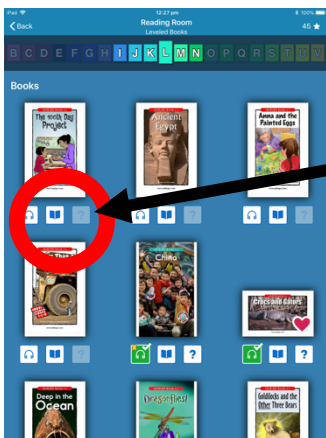
You will then find the home page. Click on the 'reading room'

Step 5:



You are then able to choose many different options. You are able to record for any book you choose, so just select any text that interests you.

Step 6:



When selecting your book, you need to choose the option where you read the book, not when you are listening to the story.

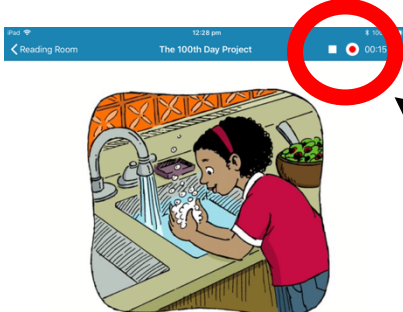


Step 7:



You will notice a small microphone in the top right corner. Click on this to begin recording your reading.

Step 8:





When you are finished reading. Click on the small red button in the top, right corner to stop the recording.


Counting to 100

Leticia walked into the kitchen and washed her hands for dinner.


Step 9:




You are able to play back your recording and record as many times as you like. Just press the play button to hear yourself. 

When you would like to save your recording for your teacher to hear, click in the 'up' arrow. 

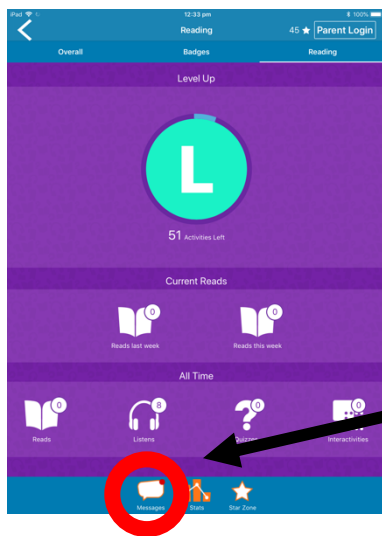
Step 10:



You can also make notes about the story you have read by clicking on the speech bubble in the bottom right corner.

It will take you to this page where you are able to type in your comments. 

Step 11:



You are able to check your stats of how many times you have read or listened to stories and how many quizzes you have done.

Your teacher can also see this information.

You can also receive messages from your teacher if you click on the messages button. Your teachers can let you know what wonderful reading they have been able to listen to.

