

## Chapter 5

# Thermochemistry



**Figure 5.1** Sliding a match head along a rough surface initiates a combustion reaction that produces energy in the form of heat and light. (credit: modification of work by Laszlo Ilyes)

### Chapter Outline

- 5.1 Energy Basics
- 5.2 Calorimetry
- 5.3 Enthalpy

## Introduction

Chemical reactions, such as those that occur when you light a match, involve changes in energy as well as matter. Societies at all levels of development could not function without the energy released by chemical reactions. In 2012, about 85% of US energy consumption came from the combustion of petroleum products, coal, wood, and garbage. We use this energy to produce electricity (38%); to transport food, raw materials, manufactured goods, and people (27%); for industrial production (21%); and to heat and power our homes and businesses (10%).<sup>[1]</sup> While these combustion reactions help us meet our essential energy needs, they are also recognized by the majority of the scientific community as a major contributor to global climate change.

Useful forms of energy are also available from a variety of chemical reactions other than combustion. For example, the energy produced by the batteries in a cell phone, car, or flashlight results from chemical reactions. This chapter introduces many of the basic ideas necessary to explore the relationships between chemical changes and energy, with a focus on thermal energy.

---

1. US Energy Information Administration, *Primary Energy Consumption by Source and Sector, 2012*, [http://www.eia.gov/totalenergy/data/monthly/pdf/flow/css\\_2012\\_energy.pdf](http://www.eia.gov/totalenergy/data/monthly/pdf/flow/css_2012_energy.pdf). Data derived from US Energy Information Administration, *Monthly Energy Review* (January 2014).

## 5.1 Energy Basics

By the end of this section, you will be able to:

- Define energy, distinguish types of energy, and describe the nature of energy changes that accompany chemical and physical changes
- Distinguish the related properties of heat, thermal energy, and temperature
- Define and distinguish specific heat and heat capacity, and describe the physical implications of both
- Perform calculations involving heat, specific heat, and temperature change

Chemical changes and their accompanying changes in energy are important parts of our everyday world (**Figure 5.2**). The macronutrients in food (proteins, fats, and carbohydrates) undergo metabolic reactions that provide the energy to keep our bodies functioning. We burn a variety of fuels (gasoline, natural gas, coal) to produce energy for transportation, heating, and the generation of electricity. Industrial chemical reactions use enormous amounts of energy to produce raw materials (such as iron and aluminum). Energy is then used to manufacture those raw materials into useful products, such as cars, skyscrapers, and bridges.



**Figure 5.2** The energy involved in chemical changes is important to our daily lives: (a) A cheeseburger for lunch provides the energy you need to get through the rest of the day; (b) the combustion of gasoline provides the energy that moves your car (and you) between home, work, and school; and (c) coke, a processed form of coal, provides the energy needed to convert iron ore into iron, which is essential for making many of the products we use daily. (credit a: modification of work by “Pink Sherbet Photography”/Flickr; credit b: modification of work by Jeffery Turner)

Over 90% of the energy we use comes originally from the sun. Every day, the sun provides the earth with almost 10,000 times the amount of energy necessary to meet all of the world’s energy needs for that day. Our challenge is to find ways to convert and store incoming solar energy so that it can be used in reactions or chemical processes that are both convenient and nonpolluting. Plants and many bacteria capture solar energy through photosynthesis. We release the energy stored in plants when we burn wood or plant products such as ethanol. We also use this energy to fuel our bodies by eating food that comes directly from plants or from animals that got their energy by eating plants. Burning coal and petroleum also releases stored solar energy: These fuels are fossilized plant and animal matter.

This chapter will introduce the basic ideas of an important area of science concerned with the amount of heat absorbed or released during chemical and physical changes—an area called **thermochemistry**. The concepts introduced in this chapter are widely used in almost all scientific and technical fields. Food scientists use them to determine the energy content of foods. Biologists study the energetics of living organisms, such as the metabolic combustion of sugar into carbon dioxide and water. The oil, gas, and transportation industries, renewable energy providers, and many others endeavor to find better methods to produce energy for our commercial and personal needs. Engineers strive to improve energy efficiency, find better ways to heat and cool our homes, refrigerate our food and drinks, and meet the energy and cooling needs of computers and electronics, among other applications. Understanding thermochemical

principles is essential for chemists, physicists, biologists, geologists, every type of engineer, and just about anyone who studies or does any kind of science.

## Energy

**Energy** can be defined as the capacity to supply heat or do work. One type of **work ( $w$ )** is the process of causing matter to move against an opposing force. For example, we do work when we inflate a bicycle tire—we move matter (the air in the pump) against the opposing force of the air already in the tire.

Like matter, energy comes in different types. One scheme classifies energy into two types: **potential energy**, the energy an object has because of its relative position, composition, or condition, and **kinetic energy**, the energy that an object possesses because of its motion. Water at the top of a waterfall or dam has potential energy because of its position; when it flows downward through generators, it has kinetic energy that can be used to do work and produce electricity in a hydroelectric plant (**Figure 5.3**). A battery has potential energy because the chemicals within it can produce electricity that can do work.



**Figure 5.3** (a) Water that is higher in elevation, for example, at the top of Victoria Falls, has a higher potential energy than water at a lower elevation. As the water falls, some of its potential energy is converted into kinetic energy. (b) If the water flows through generators at the bottom of a dam, such as the Hoover Dam shown here, its kinetic energy is converted into electrical energy. (credit a: modification of work by Steve Jurvetson; credit b: modification of work by “curimedia”/Wikimedia commons)

Energy can be converted from one form into another, but all of the energy present before a change occurs always exists in some form after the change is completed. This observation is expressed in the law of conservation of energy: during a chemical or physical change, energy can be neither created nor destroyed, although it can be changed in form. (This is also one version of the first law of thermodynamics, as you will learn later.)

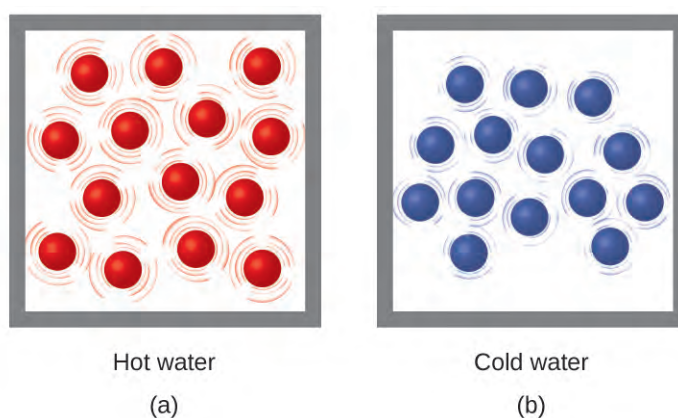
When one substance is converted into another, there is always an associated conversion of one form of energy into another. Heat is usually released or absorbed, but sometimes the conversion involves light, electrical energy, or some other form of energy. For example, chemical energy (a type of potential energy) is stored in the molecules that compose gasoline. When gasoline is combusted within the cylinders of a car’s engine, the rapidly expanding gaseous products of this chemical reaction generate mechanical energy (a type of kinetic energy) when they move the cylinders’ pistons.

According to the law of conservation of matter (seen in an earlier chapter), there is no detectable change in the total amount of matter during a chemical change. When chemical reactions occur, the energy changes are relatively modest and the mass changes are too small to measure, so the laws of conservation of matter and energy hold well. However, in nuclear reactions, the energy changes are much larger (by factors of a million or so), the mass changes

are measurable, and matter-energy conversions are significant. This will be examined in more detail in a later chapter on nuclear chemistry. To encompass both chemical and nuclear changes, we combine these laws into one statement: The total quantity of matter and energy in the universe is fixed.

## Thermal Energy, Temperature, and Heat

**Thermal energy** is kinetic energy associated with the random motion of atoms and molecules. **Temperature** is a quantitative measure of “hot” or “cold.” When the atoms and molecules in an object are moving or vibrating quickly, they have a higher average kinetic energy (KE), and we say that the object is “hot.” When the atoms and molecules are moving slowly, they have lower KE, and we say that the object is “cold” (**Figure 5.4**). Assuming that no chemical reaction or phase change (such as melting or vaporizing) occurs, increasing the amount of thermal energy in a sample of matter will cause its temperature to increase. And, assuming that no chemical reaction or phase change (such as condensation or freezing) occurs, decreasing the amount of thermal energy in a sample of matter will cause its temperature to decrease.



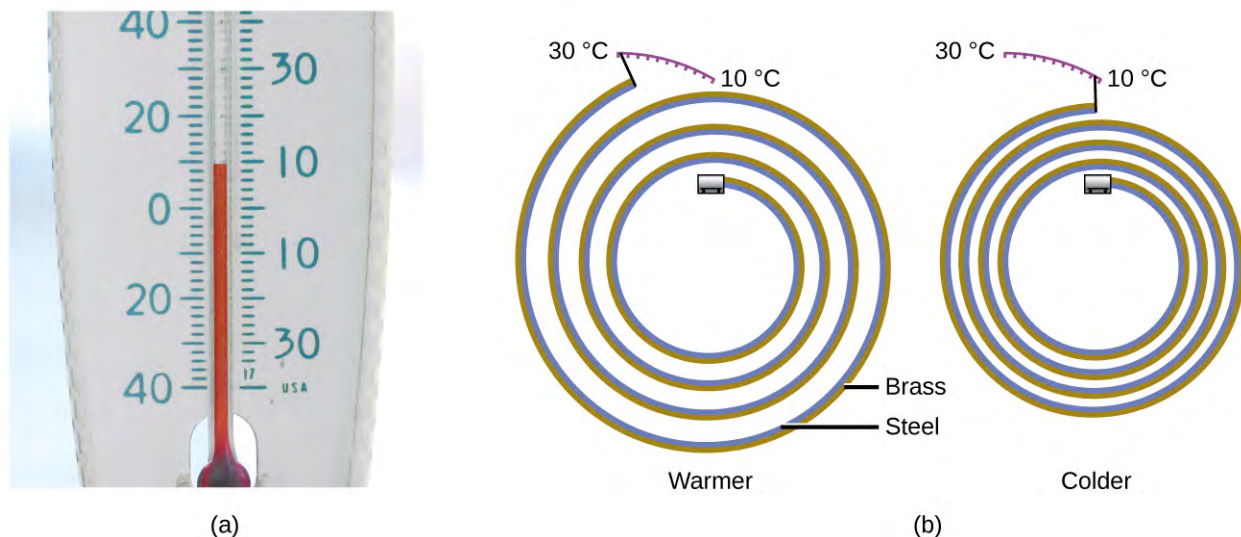
**Figure 5.4** (a) The molecules in a sample of hot water move more rapidly than (b) those in a sample of cold water.

### Link to Learning



Click on this **interactive simulation** (<http://openstaxcollege.org//16PHETtempFX>) to view the effects of temperature on molecular motion.

Most substances expand as their temperature increases and contract as their temperature decreases. This property can be used to measure temperature changes, as shown in **Figure 5.5**. The operation of many thermometers depends on the expansion and contraction of substances in response to temperature changes.



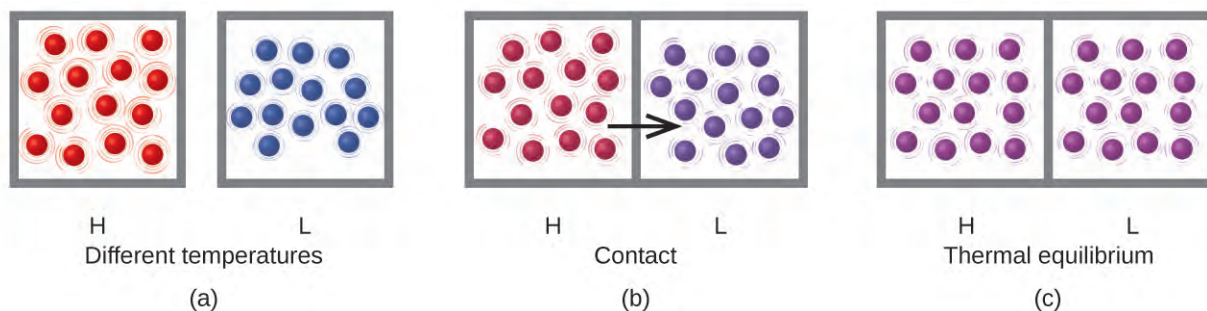
**Figure 5.5** (a) In an alcohol or mercury thermometer, the liquid (dyed red for visibility) expands when heated and contracts when cooled, much more so than the glass tube that contains the liquid. (b) In a bimetallic thermometer, two different metals (such as brass and steel) form a two-layered strip. When heated or cooled, one of the metals (brass) expands or contracts more than the other metal (steel), causing the strip to coil or uncoil. Both types of thermometers have a calibrated scale that indicates the temperature. (credit a: modification of work by "dwstucke"/Flickr)

### Link to Learning



The following **demonstration** (<http://openstaxcollege.org//16Bimetallic>) allows one to view the effects of heating and cooling a coiled bimetallic strip.

**Heat ( $q$ )** is the transfer of thermal energy between two bodies at different temperatures. Heat flow (a redundant term, but one commonly used) increases the thermal energy of one body and decreases the thermal energy of the other. Suppose we initially have a high temperature (and high thermal energy) substance (H) and a low temperature (and low thermal energy) substance (L). The atoms and molecules in H have a higher average KE than those in L. If we place substance H in contact with substance L, the thermal energy will flow spontaneously from substance H to substance L. The temperature of substance H will decrease, as will the average KE of its molecules; the temperature of substance L will increase, along with the average KE of its molecules. Heat flow will continue until the two substances are at the same temperature (**Figure 5.6**).



**Figure 5.6** (a) Substances H and L are initially at different temperatures, and their atoms have different average kinetic energies. (b) When they are put into contact with each other, collisions between the molecules result in the transfer of kinetic (thermal) energy from the hotter to the cooler matter. (c) The two objects reach “thermal equilibrium” when both substances are at the same temperature, and their molecules have the same average kinetic energy.

### Link to Learning



Click on the **PhET simulation** (<http://openstaxcollege.org//16PHETenergy>) to explore energy forms and changes. Visit the Energy Systems tab to create combinations of energy sources, transformation methods, and outputs. Click on Energy Symbols to visualize the transfer of energy.

Matter undergoing chemical reactions and physical changes can release or absorb heat. A change that releases heat is called an **exothermic process**. For example, the combustion reaction that occurs when using an oxyacetylene torch is an exothermic process—this process also releases energy in the form of light as evidenced by the torch’s flame (**Figure 5.7**). A reaction or change that absorbs heat is an **endothermic process**. A cold pack used to treat muscle strains provides an example of an endothermic process. When the substances in the cold pack (water and a salt like ammonium nitrate) are brought together, the resulting process absorbs heat, leading to the sensation of cold.



**Figure 5.7** (a) An oxyacetylene torch produces heat by the combustion of acetylene in oxygen. The energy released by this exothermic reaction heats and then melts the metal being cut. The sparks are tiny bits of the molten metal flying away. (b) A cold pack uses an endothermic process to create the sensation of cold. (credit a: modification of work by “Skatebiker”/Wikimedia commons)

Historically, energy was measured in units of **calories (cal)**. A calorie is the amount of energy required to raise one gram of water by 1 degree C (1 kelvin). However, this quantity depends on the atmospheric pressure and the starting temperature of the water. The ease of measurement of energy changes in calories has meant that the calorie is still frequently used. The Calorie (with a capital C), or large calorie, commonly used in quantifying food energy content, is a kilocalorie. The SI unit of heat, work, and energy is the joule. A **joule (J)** is defined as the amount of energy used when a force of 1 newton moves an object 1 meter. It is named in honor of the English physicist James Prescott Joule. One joule is equivalent to  $1 \text{ kg m}^2/\text{s}^2$ , which is also called 1 newton–meter. A kilojoule (kJ) is 1000 joules. To standardize its definition, 1 calorie has been set to equal 4.184 joules.

We now introduce two concepts useful in describing heat flow and temperature change. The **heat capacity (C)** of a body of matter is the quantity of heat ( $q$ ) it absorbs or releases when it experiences a temperature change ( $\Delta T$ ) of 1 degree Celsius (or equivalently, 1 kelvin):

$$C = \frac{q}{\Delta T}$$

Heat capacity is determined by both the type and amount of substance that absorbs or releases heat. It is therefore an extensive property—its value is proportional to the amount of the substance.

For example, consider the heat capacities of two cast iron frying pans. The heat capacity of the large pan is five times greater than that of the small pan because, although both are made of the same material, the mass of the large pan is five times greater than the mass of the small pan. More mass means more atoms are present in the larger pan, so it takes more energy to make all of those atoms vibrate faster. The heat capacity of the small cast iron frying pan is found by observing that it takes 18,150 J of energy to raise the temperature of the pan by 50.0 °C:

$$C_{\text{small pan}} = \frac{18,140 \text{ J}}{50.0 \text{ }^\circ\text{C}} = 363 \text{ J/}^\circ\text{C}$$

The larger cast iron frying pan, while made of the same substance, requires 90,700 J of energy to raise its temperature by 50.0 °C. The larger pan has a (proportionally) larger heat capacity because the larger amount of material requires a (proportionally) larger amount of energy to yield the same temperature change:

$$C_{\text{large pan}} = \frac{90,700 \text{ J}}{50.0 \text{ }^\circ\text{C}} = 1814 \text{ J/}^\circ\text{C}$$

The **specific heat capacity ( $c$ )** of a substance, commonly called its “specific heat,” is the quantity of heat required to raise the temperature of 1 gram of a substance by 1 degree Celsius (or 1 kelvin):

$$c = \frac{q}{m\Delta T}$$

Specific heat capacity depends only on the kind of substance absorbing or releasing heat. It is an intensive property—the type, but not the amount, of the substance is all that matters. For example, the small cast iron frying pan has a mass of 808 g. The specific heat of iron (the material used to make the pan) is therefore:

$$c_{\text{iron}} = \frac{18,140 \text{ J}}{(808 \text{ g})(50.0 \text{ }^\circ\text{C})} = 0.449 \text{ J/g }^\circ\text{C}$$

The large frying pan has a mass of 4040 g. Using the data for this pan, we can also calculate the specific heat of iron:

$$c_{\text{iron}} = \frac{90,700 \text{ J}}{(4040 \text{ g})(50.0 \text{ }^\circ\text{C})} = 0.449 \text{ J/g }^\circ\text{C}$$

Although the large pan is more massive than the small pan, since both are made of the same material, they both yield the same value for specific heat (for the material of construction, iron). Note that specific heat is measured in units of energy per temperature per mass and is an intensive property, being derived from a ratio of two extensive properties (heat and mass). The molar heat capacity, also an intensive property, is the heat capacity per mole of a particular substance and has units of J/mol  $^\circ\text{C}$  (**Figure 5.8**).



**Figure 5.8** Due to its larger mass, a large frying pan has a larger heat capacity than a small frying pan. Because they are made of the same material, both frying pans have the same specific heat. (credit: Mark Blaser)

Liquid water has a relatively high specific heat (about 4.2 J/g  $^\circ\text{C}$ ); most metals have much lower specific heats (usually less than 1 J/g  $^\circ\text{C}$ ). The specific heat of a substance varies somewhat with temperature. However, this variation is usually small enough that we will treat specific heat as constant over the range of temperatures that will be considered in this chapter. Specific heats of some common substances are listed in **Table 5.1**.

**Specific Heats of Common Substances at 25  $^\circ\text{C}$  and 1 bar**

Substance	Symbol ( <i>state</i> )	Specific Heat (J/g $^\circ\text{C}$ )
helium	He( <i>g</i> )	5.193
water	H <sub>2</sub> O( <i>l</i> )	4.184
ethanol	C <sub>2</sub> H <sub>6</sub> O( <i>l</i> )	2.376
ice	H <sub>2</sub> O( <i>s</i> )	2.093 (at $-10 \text{ }^\circ\text{C}$ )

**Table 5.1**



Specific Heats of Common Substances at 25 °C and 1 bar

Substance	Symbol (state)	Specific Heat (J/g °C)
water vapor	H <sub>2</sub> O(g)	1.864
nitrogen	N <sub>2</sub> (g)	1.040
air		1.007
oxygen	O <sub>2</sub> (g)	0.918
aluminum	Al(s)	0.897
carbon dioxide	CO <sub>2</sub> (g)	0.853
argon	Ar(g)	0.522
iron	Fe(s)	0.449
copper	Cu(s)	0.385
lead	Pb(s)	0.130
gold	Au(s)	0.129
silicon	Si(s)	0.712

Table 5.1

If we know the mass of a substance and its specific heat, we can determine the amount of heat,  $q$ , entering or leaving the substance by measuring the temperature change before and after the heat is gained or lost:

$$q = (\text{specific heat}) \times (\text{mass of substance}) \times (\text{temperature change})$$

$$q = c \times m \times \Delta T = c \times m \times (T_{\text{final}} - T_{\text{initial}})$$

In this equation,  $c$  is the specific heat of the substance,  $m$  is its mass, and  $\Delta T$  (which is read “delta T”) is the temperature change,  $T_{\text{final}} - T_{\text{initial}}$ . If a substance gains thermal energy, its temperature increases, its final temperature is higher than its initial temperature,  $T_{\text{final}} - T_{\text{initial}}$  has a positive value, and the value of  $q$  is positive. If a substance loses thermal energy, its temperature decreases, the final temperature is lower than the initial temperature,  $T_{\text{final}} - T_{\text{initial}}$  has a negative value, and the value of  $q$  is negative.

### Example 5.1

#### Measuring Heat

A flask containing  $8.0 \times 10^2$  g of water is heated, and the temperature of the water increases from 21 °C to 85 °C. How much heat did the water absorb?

#### Solution

To answer this question, consider these factors:

- the specific heat of the substance being heated (in this case, water)
- the amount of substance being heated (in this case, 800 g)

- the magnitude of the temperature change (in this case, from 20 °C to 85 °C).

The specific heat of water is 4.184 J/g °C, so to heat 1 g of water by 1 °C requires 4.184 J. We note that since 4.184 J is required to heat 1 g of water by 1 °C, we will need *800 times as much* to heat 800 g of water by 1 °C. Finally, we observe that since 4.184 J are required to heat 1 g of water by 1 °C, we will need *64 times as much* to heat it by 65 °C (that is, from 21 °C to 85 °C).

This can be summarized using the equation:

$$\begin{aligned} q &= c \times m \times \Delta T = c \times m \times (T_{\text{final}} - T_{\text{initial}}) \\ &= (4.184 \text{ J/g} \cdot \text{°C}) \times (800 \text{ g}) \times (85 - 20) \text{ °C} \\ &= (4.184 \text{ J/g} \cdot \text{°C}) \times (800 \text{ g}) \times (65) \text{ °C} \\ &= 220,000 \text{ J} (= 210 \text{ kJ}) \end{aligned}$$

Because the temperature increased, the water absorbed heat and  $q$  is positive.

### Check Your Learning

How much heat, in joules, must be added to a  $5.00 \times 10^2$ -g iron skillet to increase its temperature from 25 °C to 250 °C? The specific heat of iron is 0.451 J/g °C.

**Answer:**  $5.05 \times 10^4$  J

Note that the relationship between heat, specific heat, mass, and temperature change can be used to determine any of these quantities (not just heat) if the other three are known or can be deduced.

## Example 5.2

### Determining Other Quantities

A piece of unknown metal weighs 348 g. When the metal piece absorbs 6.64 kJ of heat, its temperature increases from 22.4 °C to 43.6 °C. Determine the specific heat of this metal (which might provide a clue to its identity).

#### Solution

Since mass, heat, and temperature change are known for this metal, we can determine its specific heat using the relationship:

$$q = c \times m \times \Delta T = c \times m \times (T_{\text{final}} - T_{\text{initial}})$$

Substituting the known values:

$$6640 \text{ J} = c \times (348 \text{ g}) \times (43.6 - 22.4) \text{ °C}$$

Solving:

$$c = \frac{6640 \text{ J}}{(348 \text{ g}) \times (21.2 \text{ °C})} = 0.900 \text{ J/g} \cdot \text{°C}$$

Comparing this value with the values in **Table 5.1**, this value matches the specific heat of aluminum, which suggests that the unknown metal may be aluminum.

### Check Your Learning

A piece of unknown metal weighs 217 g. When the metal piece absorbs 1.43 kJ of heat, its temperature increases from 24.5 °C to 39.1 °C. Determine the specific heat of this metal, and predict its identity.

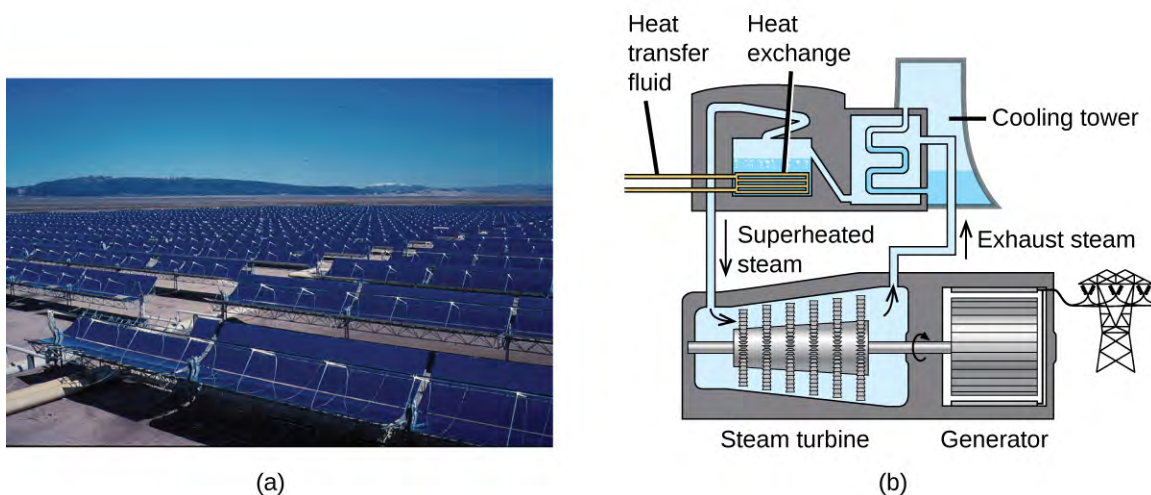
**Answer:**  $c = 0.45 \text{ J/g} \cdot \text{°C}$ ; the metal is likely to be iron

## Chemistry in Everyday Life

### Solar Thermal Energy Power Plants

The sunlight that reaches the earth contains thousands of times more energy than we presently capture. Solar thermal systems provide one possible solution to the problem of converting energy from the sun into energy we can use. Large-scale solar thermal plants have different design specifics, but all concentrate sunlight to heat some substance; the heat “stored” in that substance is then converted into electricity.

The Solana Generating Station in Arizona’s Sonora Desert produces 280 megawatts of electrical power. It uses parabolic mirrors that focus sunlight on pipes filled with a heat transfer fluid (HTF) (Figure 5.9). The HTF then does two things: It turns water into steam, which spins turbines, which in turn produces electricity, and it melts and heats a mixture of salts, which functions as a thermal energy storage system. After the sun goes down, the molten salt mixture can then release enough of its stored heat to produce steam to run the turbines for 6 hours. Molten salts are used because they possess a number of beneficial properties, including high heat capacities and thermal conductivities.



**Figure 5.9** This solar thermal plant uses parabolic trough mirrors to concentrate sunlight. (credit a: modification of work by Bureau of Land Management)

The 377-megawatt Ivanpah Solar Generating System, located in the Mojave Desert in California, is the largest solar thermal power plant in the world (Figure 5.10). Its 170,000 mirrors focus huge amounts of sunlight on three water-filled towers, producing steam at over 538 °C that drives electricity-producing turbines. It produces enough energy to power 140,000 homes. Water is used as the working fluid because of its large heat capacity and heat of vaporization.



**Figure 5.10** (a) The Ivanpah solar thermal plant uses 170,000 mirrors to concentrate sunlight on water-filled towers. (b) It covers 4000 acres of public land near the Mojave Desert and the California-Nevada border. (credit a: modification of work by Craig Dietrich; credit b: modification of work by “USFWS Pacific Southwest Region”/Flickr)

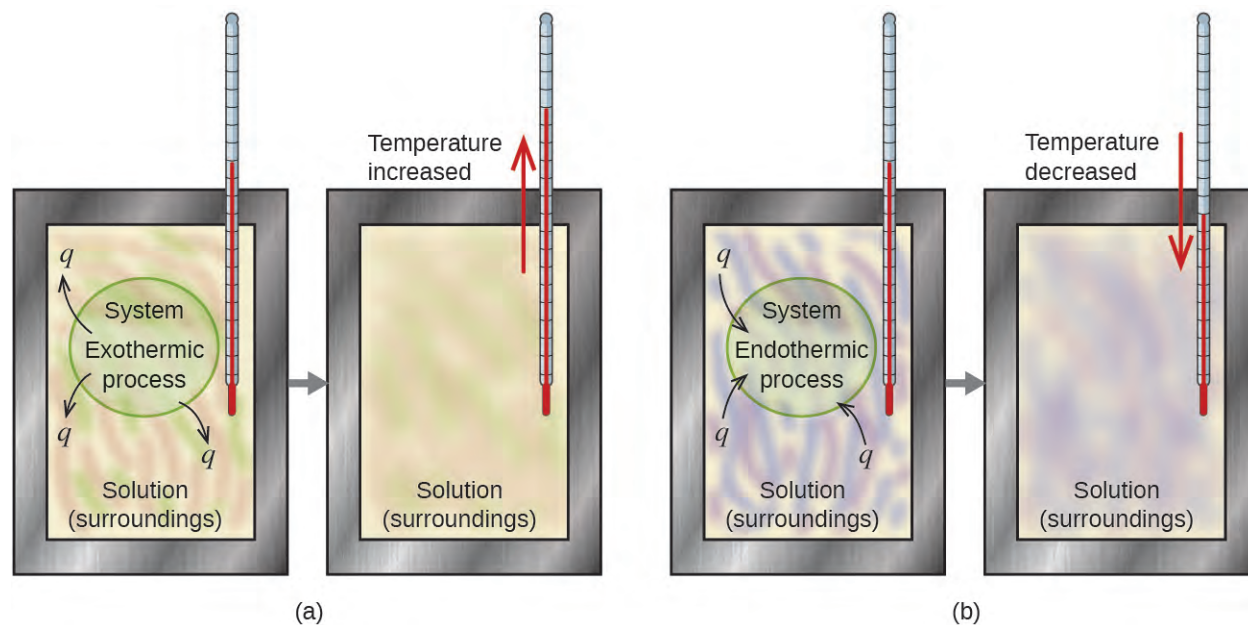
## 5.2 Calorimetry

By the end of this section, you will be able to:

- Explain the technique of calorimetry
- Calculate and interpret heat and related properties using typical calorimetry data

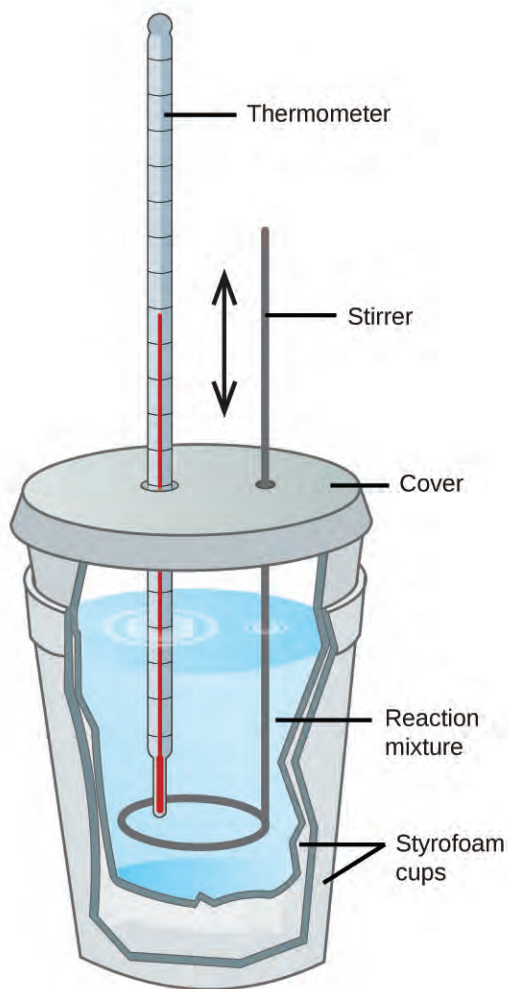
One technique we can use to measure the amount of heat involved in a chemical or physical process is known as **calorimetry**. Calorimetry is used to measure amounts of heat transferred to or from a substance. To do so, the heat is exchanged with a calibrated object (calorimeter). The change in temperature of the measuring part of the calorimeter is converted into the amount of heat (since the previous calibration was used to establish its heat capacity). The measurement of heat transfer using this approach requires the definition of a **system** (the substance or substances undergoing the chemical or physical change) and its **surroundings** (the other components of the measurement apparatus that serve to either provide heat to the system or absorb heat from the system). Knowledge of the heat capacity of the surroundings, and careful measurements of the masses of the system and surroundings and their temperatures before and after the process allows one to calculate the heat transferred as described in this section.

A **calorimeter** is a device used to measure the amount of heat involved in a chemical or physical process. For example, when an exothermic reaction occurs in solution in a calorimeter, the heat produced by the reaction is absorbed by the solution, which increases its temperature. When an endothermic reaction occurs, the heat required is absorbed from the thermal energy of the solution, which decreases its temperature (**Figure 5.11**). The temperature change, along with the specific heat and mass of the solution, can then be used to calculate the amount of heat involved in either case.



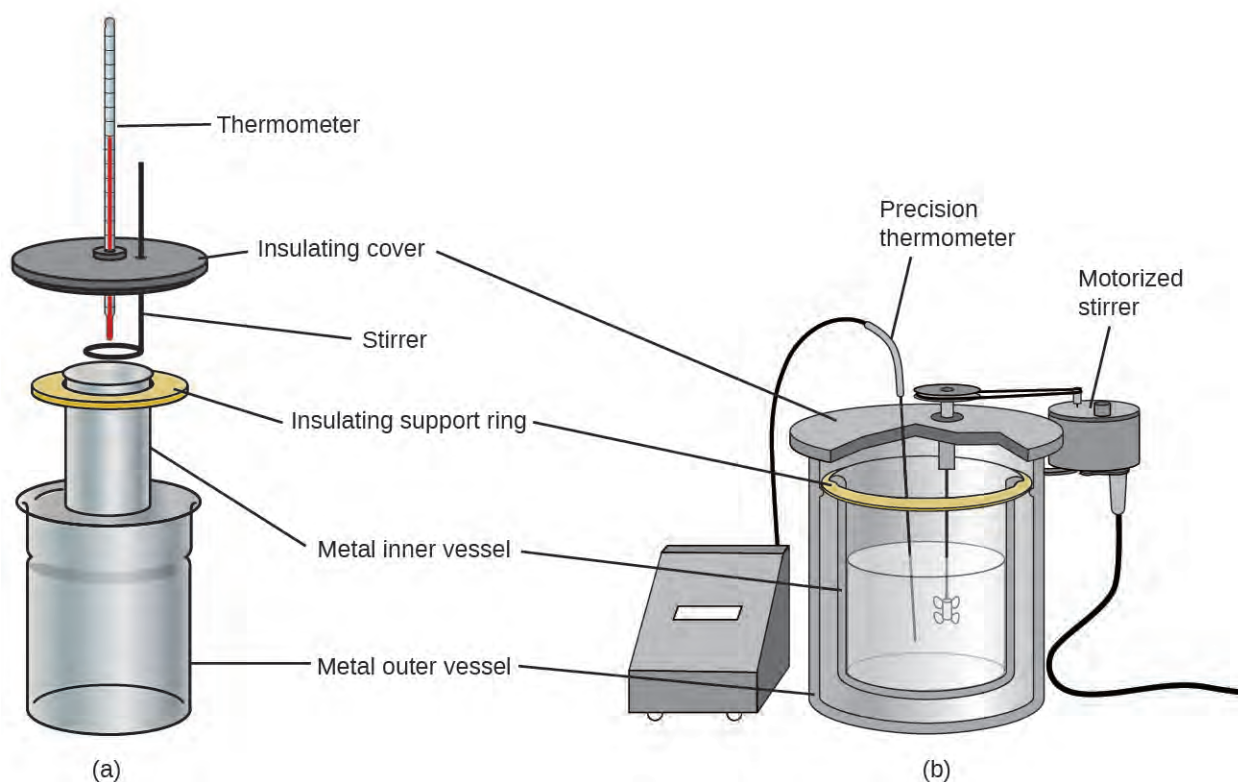
**Figure 5.11** In a calorimetric determination, either (a) an exothermic process occurs and heat,  $q$ , is negative, indicating that thermal energy is transferred from the system to its surroundings, or (b) an endothermic process occurs and heat,  $q$ , is positive, indicating that thermal energy is transferred from the surroundings to the system.

Scientists use well-insulated calorimeters that all but prevent the transfer of heat between the calorimeter and its environment. This enables the accurate determination of the heat involved in chemical processes, the energy content of foods, and so on. General chemistry students often use simple calorimeters constructed from polystyrene cups (**Figure 5.12**). These easy-to-use “coffee cup” calorimeters allow more heat exchange with their surroundings, and therefore produce less accurate energy values.



**Figure 5.12** A simple calorimeter can be constructed from two polystyrene cups. A thermometer and stirrer extend through the cover into the reaction mixture.

Commercial solution calorimeters are also available. Relatively inexpensive calorimeters often consist of two thin-walled cups that are nested in a way that minimizes thermal contact during use, along with an insulated cover, handheld stirrer, and simple thermometer. More expensive calorimeters used for industry and research typically have a well-insulated, fully enclosed reaction vessel, motorized stirring mechanism, and a more accurate temperature sensor (**Figure 5.13**).



**Figure 5.13** Commercial solution calorimeters range from (a) simple, inexpensive models for student use to (b) expensive, more accurate models for industry and research.

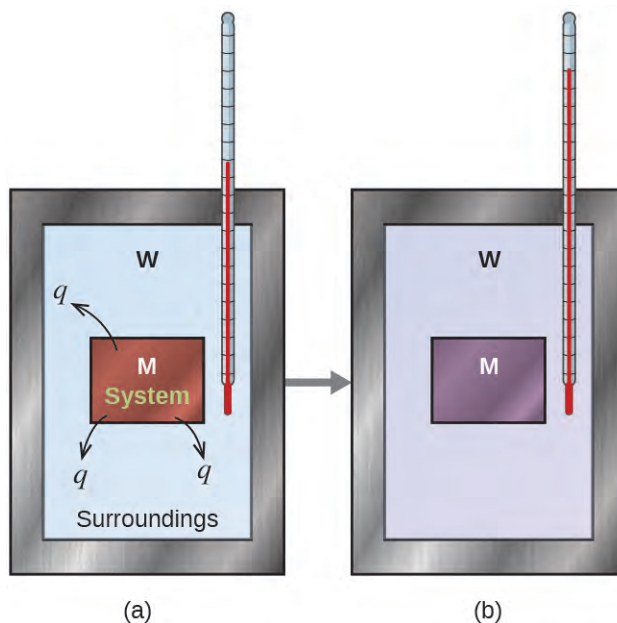
Before we practice calorimetry problems involving chemical reactions, consider a simpler example that illustrates the core idea behind calorimetry. Suppose we initially have a high-temperature substance, such as a hot piece of metal (M), and a low-temperature substance, such as cool water (W). If we place the metal in the water, heat will flow from M to W. The temperature of M will decrease, and the temperature of W will increase, until the two substances have the same temperature—that is, when they reach thermal equilibrium (**Figure 5.14**). If this occurs in a calorimeter, ideally all of this heat transfer occurs between the two substances, with no heat gained or lost by either the calorimeter or the calorimeter's surroundings. Under these ideal circumstances, the net heat change is zero:

$$q_{\text{substance M}} + q_{\text{substance W}} = 0$$

This relationship can be rearranged to show that the heat gained by substance M is equal to the heat lost by substance W:

$$q_{\text{substance M}} = -q_{\text{substance W}}$$

The magnitude of the heat (change) is therefore the same for both substances, and the negative sign merely shows that  $q_{\text{substance M}}$  and  $q_{\text{substance W}}$  are opposite in direction of heat flow (gain or loss) but does not indicate the arithmetic sign of either  $q$  value (that is determined by whether the matter in question gains or loses heat, per definition). In the specific situation described,  $q_{\text{substance M}}$  is a negative value and  $q_{\text{substance W}}$  is positive, since heat is transferred from M to W.



**Figure 5.14** In a simple calorimetry process, (a) heat,  $q$ , is transferred from the hot metal,  $M$ , to the cool water,  $W$ , until (b) both are at the same temperature.

### Example 5.3

#### Heat Transfer between Substances at Different Temperatures

A 360-g piece of rebar (a steel rod used for reinforcing concrete) is dropped into 425 mL of water at 24.0 °C. The final temperature of the water was measured as 42.7 °C. Calculate the initial temperature of the piece of rebar. Assume the specific heat of steel is approximately the same as that for iron (Table 5.1), and that all heat transfer occurs between the rebar and the water (there is no heat exchange with the surroundings).

#### Solution

The temperature of the water increases from 24.0 °C to 42.7 °C, so the water absorbs heat. That heat came from the piece of rebar, which initially was at a higher temperature. Assuming that all heat transfer was between the rebar and the water, with no heat “lost” to the surroundings, then *heat given off by rebar* = *–heat taken in by water*, or:

$$q_{\text{rebar}} = -q_{\text{water}}$$

Since we know how heat is related to other measurable quantities, we have:

$$(c \times m \times \Delta T)_{\text{rebar}} = -(c \times m \times \Delta T)_{\text{water}}$$

Letting  $f$  = final and  $i$  = initial, in expanded form, this becomes:

$$c_{\text{rebar}} \times m_{\text{rebar}} \times (T_{f,\text{rebar}} - T_{i,\text{rebar}}) = -c_{\text{water}} \times m_{\text{water}} \times (T_{f,\text{water}} - T_{i,\text{water}})$$

The density of water is 1.0 g/mL, so 425 mL of water = 425 g. Noting that the final temperature of both the rebar and water is 42.7 °C, substituting known values yields:

$$(0.449 \text{ J/g } ^\circ\text{C})(360 \text{ g})(42.7 \text{ } ^\circ\text{C} - T_{i,\text{rebar}}) = (4.184 \text{ J/g } ^\circ\text{C})(425 \text{ g})(42.7 \text{ } ^\circ\text{C} - 24.0 \text{ } ^\circ\text{C})$$

$$T_{i,\text{rebar}} = \frac{(4.184 \text{ J/g } ^\circ\text{C})(425 \text{ g})(42.7 \text{ } ^\circ\text{C} - 24.0 \text{ } ^\circ\text{C})}{(0.449 \text{ J/g } ^\circ\text{C})(360 \text{ g})} + 42.7 \text{ } ^\circ\text{C}$$



Solving this gives  $T_{i,\text{rebar}} = 248\text{ }^\circ\text{C}$ , so the initial temperature of the rebar was  $248\text{ }^\circ\text{C}$ .

### Check Your Learning

A 248-g piece of copper is dropped into 390 mL of water at  $22.6\text{ }^\circ\text{C}$ . The final temperature of the water was measured as  $39.9\text{ }^\circ\text{C}$ . Calculate the initial temperature of the piece of copper. Assume that all heat transfer occurs between the copper and the water.

**Answer:** The initial temperature of the copper was  $317\text{ }^\circ\text{C}$ .

### Check Your Learning

A 248-g piece of copper initially at  $314\text{ }^\circ\text{C}$  is dropped into 390 mL of water initially at  $22.6\text{ }^\circ\text{C}$ . Assuming that all heat transfer occurs between the copper and the water, calculate the final temperature.

**Answer:** The final temperature (reached by both copper and water) is  $38.8\text{ }^\circ\text{C}$ .

This method can also be used to determine other quantities, such as the specific heat of an unknown metal.

## Example 5.4

### Identifying a Metal by Measuring Specific Heat

A 59.7 g piece of metal that had been submerged in boiling water was quickly transferred into 60.0 mL of water initially at  $22.0\text{ }^\circ\text{C}$ . The final temperature is  $28.5\text{ }^\circ\text{C}$ . Use these data to determine the specific heat of the metal. Use this result to identify the metal.

#### Solution

Assuming perfect heat transfer, *heat given off by metal* = *−heat taken in by water*, or:

$$q_{\text{metal}} = -q_{\text{water}}$$

In expanded form, this is:

$$c_{\text{metal}} \times m_{\text{metal}} \times (T_{f,\text{metal}} - T_{i,\text{metal}}) = -c_{\text{water}} \times m_{\text{water}} \times (T_{f,\text{water}} - T_{i,\text{water}})$$

Noting that since the metal was submerged in boiling water, its initial temperature was  $100.0\text{ }^\circ\text{C}$ ; and that for water,  $60.0\text{ mL} = 60.0\text{ g}$ ; we have:

$$(c_{\text{metal}})(59.7\text{ g})(28.5\text{ }^\circ\text{C} - 100.0\text{ }^\circ\text{C}) = -(4.18\text{ J/g }^\circ\text{C})(60.0\text{ g})(28.5\text{ }^\circ\text{C} - 22.0\text{ }^\circ\text{C})$$

Solving this:

$$c_{\text{metal}} = \frac{-(4.184\text{ J/g }^\circ\text{C})(60.0\text{ g})(6.5\text{ }^\circ\text{C})}{(59.7\text{ g})(-71.5\text{ }^\circ\text{C})} = 0.38\text{ J/g }^\circ\text{C}$$

Comparing this with values in **Table 5.1**, our experimental specific heat is closest to the value for copper ( $0.39\text{ J/g }^\circ\text{C}$ ), so we identify the metal as copper.

### Check Your Learning

A 92.9-g piece of a silver/gray metal is heated to  $178.0\text{ }^\circ\text{C}$ , and then quickly transferred into 75.0 mL of water initially at  $24.0\text{ }^\circ\text{C}$ . After 5 minutes, both the metal and the water have reached the same temperature:  $29.7\text{ }^\circ\text{C}$ . Determine the specific heat and the identity of the metal. (Note: You should find that the specific heat is close to that of two different metals. Explain how you can confidently determine the identity of the metal).

**Answer:**  $c_{\text{metal}} = 0.13\text{ J/g }^\circ\text{C}$  This specific heat is close to that of either gold or lead. It would be difficult to determine which metal this was based solely on the numerical values. However, the observation that the metal is silver/gray in addition to the value for the specific heat indicates that the metal is lead.

When we use calorimetry to determine the heat involved in a chemical reaction, the same principles we have been discussing apply. The amount of heat absorbed by the calorimeter is often small enough that we can neglect it (though not for highly accurate measurements, as discussed later), and the calorimeter minimizes energy exchange with the surroundings. Because energy is neither created nor destroyed during a chemical reaction, there is no overall energy change during the reaction. The heat produced or consumed in the reaction (the “system”),  $q_{\text{reaction}}$ , plus the heat absorbed or lost by the solution (the “surroundings”),  $q_{\text{solution}}$ , must add up to zero:

$$q_{\text{reaction}} + q_{\text{solution}} = 0$$

This means that the amount of heat produced or consumed in the reaction equals the amount of heat absorbed or lost by the solution:

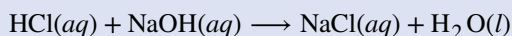
$$q_{\text{reaction}} = -q_{\text{solution}}$$

This concept lies at the heart of all calorimetry problems and calculations.

## Example 5.5

### Heat Produced by an Exothermic Reaction

When 50.0 mL of 0.10 M HCl(aq) and 50.0 mL of 0.10 M NaOH(aq), both at 22.0 °C, are added to a coffee cup calorimeter, the temperature of the mixture reaches a maximum of 28.9 °C. What is the approximate amount of heat produced by this reaction?



#### Solution

To visualize what is going on, imagine that you could combine the two solutions so quickly that no reaction took place while they mixed; then after mixing, the reaction took place. At the instant of mixing, you have 100.0 mL of a mixture of HCl and NaOH at 22.0 °C. The HCl and NaOH then react until the solution temperature reaches 28.9 °C.

The heat given off by the reaction is equal to that taken in by the solution. Therefore:

$$q_{\text{reaction}} = -q_{\text{solution}}$$

(It is important to remember that this relationship only holds if the calorimeter does not absorb any heat from the reaction, and there is no heat exchange between the calorimeter and its surroundings.)

Next, we know that the heat absorbed by the solution depends on its specific heat, mass, and temperature change:

$$q_{\text{solution}} = (c \times m \times \Delta T)_{\text{solution}}$$

To proceed with this calculation, we need to make a few more reasonable assumptions or approximations. Since the solution is aqueous, we can proceed as if it were water in terms of its specific heat and mass values. The density of water is approximately 1.0 g/mL, so 100.0 mL has a mass of about  $1.0 \times 10^2$  g (two significant figures). The specific heat of water is approximately 4.18 J/g °C, so we use that for the specific heat of the solution. Substituting these values gives:

$$q_{\text{solution}} = (4.184 \text{ J/g } ^\circ\text{C})(1.0 \times 10^2 \text{ g})(28.9 \text{ } ^\circ\text{C} - 22.0 \text{ } ^\circ\text{C}) = 2.89 \times 10^3 \text{ J}$$

Finally, since we are trying to find the heat of the reaction, we have:

$$q_{\text{reaction}} = -q_{\text{solution}} = -2.89 \times 10^3 \text{ J}$$

The negative sign indicates that the reaction is exothermic. It produces 2.89 kJ of heat.

#### Check Your Learning

When 100 mL of 0.200 M NaCl(aq) and 100 mL of 0.200 M AgNO<sub>3</sub>(aq), both at 21.9 °C, are mixed in a coffee cup calorimeter, the temperature increases to 23.5 °C as solid AgCl forms. How much heat is produced by this precipitation reaction? What assumptions did you make to determine your value?

**Answer:**  $1.31 \times 10^3$  J; assume no heat is absorbed by the calorimeter, no heat is exchanged between the calorimeter and its surroundings, and that the specific heat and mass of the solution are the same as those for water

## Chemistry in Everyday Life

### Thermochemistry of Hand Warmers

When working or playing outdoors on a cold day, you might use a hand warmer to warm your hands (**Figure 5.15**). A common reusable hand warmer contains a supersaturated solution of NaC<sub>2</sub>H<sub>3</sub>O<sub>2</sub> (sodium acetate) and a metal disc. Bending the disk creates nucleation sites around which the metastable NaC<sub>2</sub>H<sub>3</sub>O<sub>2</sub> quickly crystallizes (a later chapter on solutions will investigate saturation and supersaturation in more detail).

The process  $\text{NaC}_2\text{H}_3\text{O}_2(aq) \rightarrow \text{NaC}_2\text{H}_3\text{O}_2(s)$  is exothermic, and the heat produced by this process is absorbed by your hands, thereby warming them (at least for a while). If the hand warmer is reheated, the NaC<sub>2</sub>H<sub>3</sub>O<sub>2</sub> redissolves and can be reused.



**Figure 5.15** Chemical hand warmers produce heat that warms your hand on a cold day. In this one, you can see the metal disc that initiates the exothermic precipitation reaction. (credit: modification of work by Science Buddies TV/YouTube)

Another common hand warmer produces heat when it is ripped open, exposing iron and water in the hand warmer to oxygen in the air. One simplified version of this exothermic reaction is  $2\text{Fe}(s) + \frac{3}{2}\text{O}_2(g) \rightarrow \text{Fe}_2\text{O}_3(s)$ . Salt in the hand warmer catalyzes the reaction, so it produces heat more

rapidly; cellulose, vermiculite, and activated carbon help distribute the heat evenly. Other types of hand warmers use lighter fluid (a platinum catalyst helps lighter fluid oxidize exothermically), charcoal (charcoal oxidizes in a special case), or electrical units that produce heat by passing an electrical current from a battery through resistive wires.

## Link to Learning



This [link \(http://openstaxcollege.org//16Handwarmer\)](http://openstaxcollege.org//16Handwarmer) shows the precipitation reaction that occurs when the disk in a chemical hand warmer is flexed.

### Example 5.6

#### Heat Flow in an Instant Ice Pack

When solid ammonium nitrate dissolves in water, the solution becomes cold. This is the basis for an “instant ice pack” (**Figure 5.16**). When 3.21 g of solid  $\text{NH}_4\text{NO}_3$  dissolves in 50.0 g of water at 24.9 °C in a calorimeter, the temperature decreases to 20.3 °C.

Calculate the value of  $q$  for this reaction and explain the meaning of its arithmetic sign. State any assumptions that you made.



**Figure 5.16** An instant cold pack consists of a bag containing solid ammonium nitrate and a second bag of water. When the bag of water is broken, the pack becomes cold because the dissolution of ammonium nitrate is an endothermic process that removes thermal energy from the water. The cold pack then removes thermal energy from your body.

#### Solution

We assume that the calorimeter prevents heat transfer between the solution and its external environment (including the calorimeter itself), in which case:

$$q_{\text{rxn}} = -q_{\text{soln}}$$

with “rxn” and “soln” used as shorthand for “reaction” and “solution,” respectively.

Assuming also that the specific heat of the solution is the same as that for water, we have:

$$\begin{aligned} q_{\text{rxn}} &= -q_{\text{soln}} = -(c \times m \times \Delta T)_{\text{soln}} \\ &= -[(4.184 \text{ J/g } ^\circ\text{C}) \times (53.2 \text{ g}) \times (20.3 \text{ } ^\circ\text{C} - 24.9 \text{ } ^\circ\text{C})] \\ &= -[(4.184 \text{ J/g } ^\circ\text{C}) \times (53.2 \text{ g}) \times (-4.6 \text{ } ^\circ\text{C})] \\ &+1.0 \times 10^3 \text{ J} = +1.0 \text{ kJ} \end{aligned}$$

The positive sign for  $q$  indicates that the dissolution is an endothermic process.

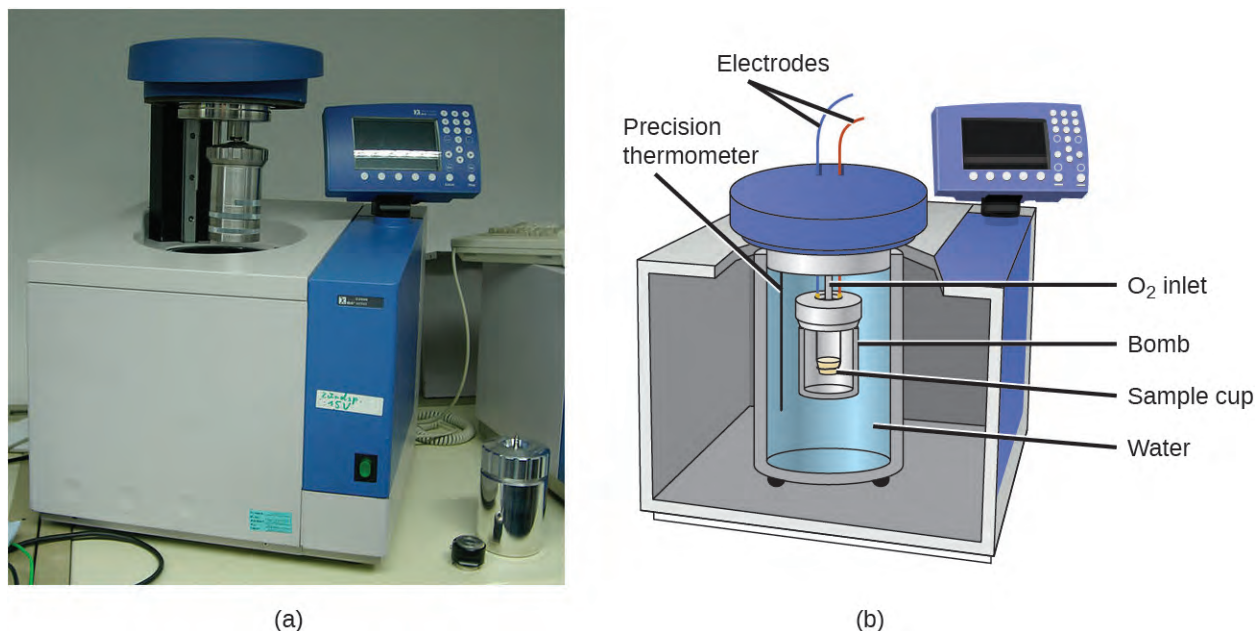
### Check Your Learning

When a 3.00-g sample of KCl was added to  $3.00 \times 10^2$  g of water in a coffee cup calorimeter, the temperature decreased by 1.05 °C. How much heat is involved in the dissolution of the KCl? What assumptions did you make?

**Answer:** 1.33 kJ; assume that the calorimeter prevents heat transfer between the solution and its external environment (including the calorimeter itself) and that the specific heat of the solution is the same as that for water

If the amount of heat absorbed by a calorimeter is too large to neglect or if we require more accurate results, then we must take into account the heat absorbed both by the solution and by the calorimeter.

The calorimeters described are designed to operate at constant (atmospheric) pressure and are convenient to measure heat flow accompanying processes that occur in solution. A different type of calorimeter that operates at constant volume, colloquially known as a **bomb calorimeter**, is used to measure the energy produced by reactions that yield large amounts of heat and gaseous products, such as combustion reactions. (The term “bomb” comes from the observation that these reactions can be vigorous enough to resemble explosions that would damage other calorimeters.) This type of calorimeter consists of a robust steel container (the “bomb”) that contains the reactants and is itself submerged in water (**Figure 5.17**). The sample is placed in the bomb, which is then filled with oxygen at high pressure. A small electrical spark is used to ignite the sample. The energy produced by the reaction is trapped in the steel bomb and the surrounding water. The temperature increase is measured and, along with the known heat capacity of the calorimeter, is used to calculate the energy produced by the reaction. Bomb calorimeters require calibration to determine the heat capacity of the calorimeter and ensure accurate results. The calibration is accomplished using a reaction with a known  $q$ , such as a measured quantity of benzoic acid ignited by a spark from a nickel fuse wire that is weighed before and after the reaction. The temperature change produced by the known reaction is used to determine the heat capacity of the calorimeter. The calibration is generally performed each time before the calorimeter is used to gather research data.



**Figure 5.17** (a) A bomb calorimeter is used to measure heat produced by reactions involving gaseous reactants or products, such as combustion. (b) The reactants are contained in the gas-tight “bomb,” which is submerged in water and surrounded by insulating materials. (credit a: modification of work by “Harbor1”/Wikimedia commons)

### Link to Learning



Click on this [link \(http://openstaxcollege.org//16BombCal\)](http://openstaxcollege.org//16BombCal) to view how a bomb calorimeter is prepared for action.

This [site \(http://openstaxcollege.org//16Calorcalcs\)](http://openstaxcollege.org//16Calorcalcs) shows calorimetric calculations using sample data.

## Example 5.7

### Bomb Calorimetry

When 3.12 g of glucose,  $C_6H_{12}O_6$ , is burned in a bomb calorimeter, the temperature of the calorimeter increases from 23.8 °C to 35.6 °C. The calorimeter contains 775 g of water, and the bomb itself has a heat capacity of 893 J/°C. How much heat was produced by the combustion of the glucose sample?

#### Solution

The combustion produces heat that is primarily absorbed by the water and the bomb. (The amounts of heat absorbed by the reaction products and the unreacted excess oxygen are relatively small and dealing with them is beyond the scope of this text. We will neglect them in our calculations.)

The heat produced by the reaction is absorbed by the water and the bomb:

$$\begin{aligned}
 q_{\text{rxn}} &= -(q_{\text{water}} + q_{\text{bomb}}) \\
 &= -[(4.184 \text{ J/g } ^\circ\text{C}) \times (775 \text{ g}) \times (35.6 \text{ } ^\circ\text{C} - 23.8 \text{ } ^\circ\text{C}) + 893 \text{ J/}^\circ\text{C} \times (35.6 \text{ } ^\circ\text{C} - 23.8 \text{ } ^\circ\text{C})] \\
 &= -(38,200 \text{ J} + 10,500 \text{ J}) \\
 &= -48,700 \text{ J} = -48.7 \text{ kJ}
 \end{aligned}$$

This reaction released 48.7 kJ of heat when 3.12 g of glucose was burned.

### Check Your Learning

When 0.963 g of benzene,  $\text{C}_6\text{H}_6$ , is burned in a bomb calorimeter, the temperature of the calorimeter increases by  $8.39 \text{ } ^\circ\text{C}$ . The bomb has a heat capacity of  $784 \text{ J/}^\circ\text{C}$  and is submerged in 925 mL of water. How much heat was produced by the combustion of the glucose sample?

**Answer:** 39.0 kJ

Since the first one was constructed in 1899, 35 calorimeters have been built to measure the heat produced by a living person.<sup>[2]</sup> These whole-body calorimeters of various designs are large enough to hold an individual human being. More recently, whole-room calorimeters allow for relatively normal activities to be performed, and these calorimeters generate data that more closely reflect the real world. These calorimeters are used to measure the metabolism of individuals under different environmental conditions, different dietary regimes, and with different health conditions, such as diabetes. In humans, metabolism is typically measured in Calories per day. A **nutritional calorie (Calorie)** is the energy unit used to quantify the amount of energy derived from the metabolism of foods; one Calorie is equal to 1000 calories (1 kcal), the amount of energy needed to heat 1 kg of water by  $1 \text{ } ^\circ\text{C}$ .

## Chemistry in Everyday Life

### Measuring Nutritional Calories

In your day-to-day life, you may be more familiar with energy being given in Calories, or nutritional calories, which are used to quantify the amount of energy in foods. One calorie (cal) = exactly 4.184 joules, and one Calorie (note the capitalization) = 1000 cal, or 1 kcal. (This is approximately the amount of energy needed to heat 1 kg of water by  $1 \text{ } ^\circ\text{C}$ .)

The macronutrients in food are proteins, carbohydrates, and fats or oils. Proteins provide about 4 Calories per gram, carbohydrates also provide about 4 Calories per gram, and fats and oils provide about 9 Calories/g. Nutritional labels on food packages show the caloric content of one serving of the food, as well as the breakdown into Calories from each of the three macronutrients (**Figure 5.18**).

2. Francis D. Reardon et al. "The Snellen human calorimeter revisited, re-engineered and upgraded: Design and performance characteristics." *Medical and Biological Engineering and Computing* 8 (2006)721–28, <http://link.springer.com/article/10.1007/s11517-006-0086-5>.



(a)

Sample label for macaroni & cheese

Nutrition Facts			
Serving Size 1 cup (228g)			
Servings Per Container 2			
Amount Per Serving			
<b>Calories</b> 250	<b>Calories from Fat</b> 110		
% Daily Value*			
<b>Total Fat</b> 12g	18%		
Saturated Fat 3g	15%		
Trans Fat 3g			
<b>Cholesterol</b> 30mg	10%		
<b>Sodium</b> 470mg	20%		
<b>Total Carbohydrates</b> 31g	10%		
Dietary Fiber 0g	0%		
Sugars 5g			
<b>Protein</b> 5g			
Vitamin A	4%		
Vitamin C	2%		
Calcium	20%		
Iron	4%		
*Percent Daily Values are based on a 2,000 calorie diet. Your Daily Values may be higher or lower depending on your calorie needs.			
	Calories	2,000	2,500
Total Fat	Less than	65g	80g
Sat Fat	Less than	20g	25g
Cholesterol	Less than	300mg	300mg
Sodium	Less than	2,400mg	2,400mg
Total Carbohydrate		300g	375g
Dietary Fiber		25g	30g

① Start here

② Check Calories

③ Limit these nutrients

④ Get enough of these nutrients

⑤ Footnote

⑥ Quick guide to % DV

- \* 5% or less is low
- \* 20% or more is high

(b)

**Figure 5.18** (a) Macaroni and cheese contain energy in the form of the macronutrients in the food. (b) The food's nutritional information is shown on the package label. In the US, the energy content is given in Calories (per serving); the rest of the world usually uses kilojoules. (credit a: modification of work by "Rex Roof"/Flickr)

For the example shown in (b), the total energy per 228-g portion is calculated by:

$$(5 \text{ g protein} \times 4 \text{ Calories/g}) + (31 \text{ g carb} \times 4 \text{ Calories/g}) + (12 \text{ g fat} \times 9 \text{ Calories/g}) = 252 \text{ Calories}$$

So, you can use food labels to count your Calories. But where do the values come from? And how accurate are they? The caloric content of foods can be determined by using bomb calorimetry; that is, by burning the food and measuring the energy it contains. A sample of food is weighed, mixed in a blender, freeze-dried, ground into powder, and formed into a pellet. The pellet is burned inside a bomb calorimeter, and the measured temperature change is converted into energy per gram of food.

Today, the caloric content on food labels is derived using a method called the Atwater system that uses the average caloric content of the different chemical constituents of food, protein, carbohydrate, and fats. The average amounts are those given in the equation and are derived from the various results given by bomb calorimetry of whole foods. The carbohydrate amount is discounted a certain amount for the fiber content, which is indigestible carbohydrate. To determine the energy content of a food, the quantities of carbohydrate, protein, and fat are each multiplied by the average Calories per gram for each and the products summed to obtain the total energy.

## Link to Learning



Click on this [link \(http://openstaxcollege.org//16USDA\)](http://openstaxcollege.org//16USDA) to access the US Department of Agriculture (USDA) National Nutrient Database, containing nutritional information on over 8000 foods.



## 5.3 Enthalpy

By the end of this section, you will be able to:

- State the first law of thermodynamics
- Define enthalpy and explain its classification as a state function
- Write and balance thermochemical equations
- Calculate enthalpy changes for various chemical reactions
- Explain Hess's law and use it to compute reaction enthalpies

Thermochemistry is a branch of **chemical thermodynamics**, the science that deals with the relationships between heat, work, and other forms of energy in the context of chemical and physical processes. As we concentrate on thermochemistry in this chapter, we need to consider some widely used concepts of thermodynamics.

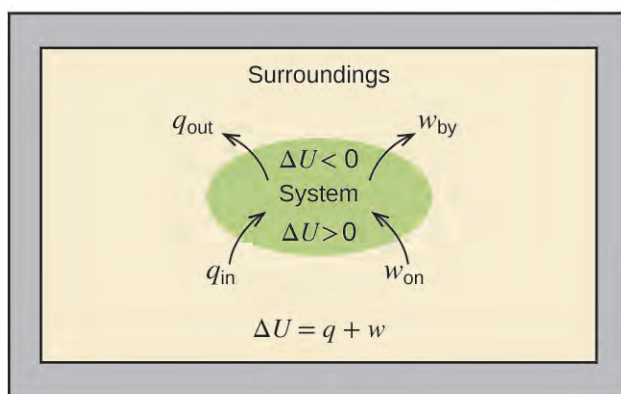
Substances act as reservoirs of energy, meaning that energy can be added to them or removed from them. Energy is stored in a substance when the kinetic energy of its atoms or molecules is raised. The greater kinetic energy may be in the form of increased translations (travel or straight-line motions), vibrations, or rotations of the atoms or molecules. When thermal energy is lost, the intensities of these motions decrease and the kinetic energy falls. The total of all possible kinds of energy present in a substance is called the **internal energy ( $U$ )**, sometimes symbolized as  $E$ .

As a system undergoes a change, its internal energy can change, and energy can be transferred from the system to the surroundings, or from the surroundings to the system. Energy is transferred into a system when it absorbs heat ( $q$ ) from the surroundings or when the surroundings do work ( $w$ ) on the system. For example, energy is transferred into room-temperature metal wire if it is immersed in hot water (the wire absorbs heat from the water), or if you rapidly bend the wire back and forth (the wire becomes warmer because of the work done on it). Both processes increase the internal energy of the wire, which is reflected in an increase in the wire's temperature. Conversely, energy is transferred out of a system when heat is lost from the system, or when the system does work on the surroundings.

The relationship between internal energy, heat, and work can be represented by the equation:

$$\Delta U = q + w$$

as shown in **Figure 5.19**. This is one version of the **first law of thermodynamics**, and it shows that the internal energy of a system changes through heat flow into or out of the system (positive  $q$  is heat flow in; negative  $q$  is heat flow out) or work done on or by the system. The work,  $w$ , is positive if it is done on the system and negative if it is done by the system.



**Figure 5.19** The internal energy,  $U$ , of a system can be changed by heat flow and work. If heat flows into the system,  $q_{in}$ , or work is done on the system,  $w_{on}$ , its internal energy increases,  $\Delta U < 0$ . If heat flows out of the system,  $q_{out}$ , or work is done by the system,  $w_{by}$ , its internal energy decreases,  $\Delta U > 0$ .

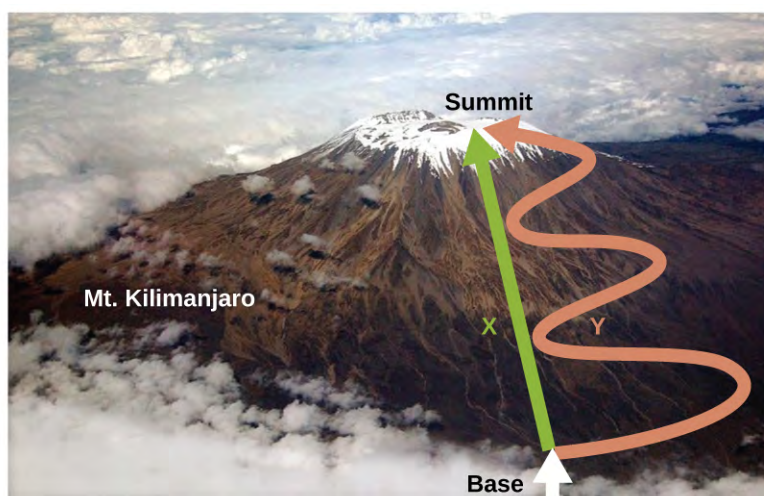
A type of work called **expansion work** (or pressure-volume work) occurs when a system pushes back the surroundings against a restraining pressure, or when the surroundings compress the system. An example of this occurs during the operation of an internal combustion engine. The reaction of gasoline and oxygen is exothermic. Some of this energy is given off as heat, and some does work pushing the piston in the cylinder. The substances involved in the reaction are the system, and the engine and the rest of the universe are the surroundings. The system loses energy by both heating and doing work on the surroundings, and its internal energy decreases. (The engine is able to keep the car moving because this process is repeated many times per second while the engine is running.) We will consider how to determine the amount of work involved in a chemical or physical change in the chapter on thermodynamics.

### Link to Learning



This view of **an internal combustion engine** (<http://openstaxcollege.org//16combustion>) illustrates the conversion of energy produced by the exothermic combustion reaction of a fuel such as gasoline into energy of motion.

As discussed, the relationship between internal energy, heat, and work can be represented as  $\Delta U = q + w$ . Internal energy is a type of quantity known as a **state function** (or state variable), whereas heat and work are not state functions. The value of a state function depends only on the state that a system is in, and not on how that state is reached. If a quantity is not a state function, then its value *does* depend on how the state is reached. An example of a state function is altitude or elevation. If you stand on the summit of Mt. Kilimanjaro, you are at an altitude of 5895 m, and it does not matter whether you hiked there or parachuted there. The distance you traveled to the top of Kilimanjaro, however, is not a state function. You could climb to the summit by a direct route or by a more roundabout, circuitous path (**Figure 5.20**). The distances traveled would differ (distance is not a state function) but the elevation reached would be the same (altitude is a state function).



**Figure 5.20** Paths X and Y represent two different routes to the summit of Mt. Kilimanjaro. Both have the same change in elevation (altitude or elevation on a mountain is a state function; it does not depend on path), but they have very different distances traveled (distance walked is not a state function; it depends on the path). (credit: modification of work by Paul Shaffner)

Chemists ordinarily use a property known as **enthalpy ( $H$ )** to describe the thermodynamics of chemical and physical processes. Enthalpy is defined as the sum of a system's internal energy ( $U$ ) and the mathematical product of its pressure ( $P$ ) and volume ( $V$ ):

$$H = U + PV$$

Since it is derived from three state functions ( $U$ ,  $P$ , and  $V$ ), enthalpy is also a state function. Enthalpy values for specific substances cannot be measured directly; only enthalpy *changes* for chemical or physical processes can be determined. For processes that take place at constant pressure (a common condition for many chemical and physical changes), the **enthalpy change ( $\Delta H$ )** is:

$$\Delta H = \Delta U + P\Delta V$$

The mathematical product  $P\Delta V$  represents work ( $w$ ), namely, expansion or pressure-volume work as noted. By their definitions, the arithmetic signs of  $\Delta V$  and  $w$  will always be opposite:

$$P\Delta V = -w$$

Substituting this equation and the definition of internal energy into the enthalpy-change equation yields:

$$\begin{aligned}\Delta H &= \Delta U + P\Delta V \\ &= q_p + w - w \\ &= q_p\end{aligned}$$

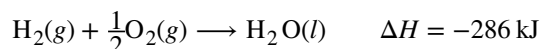
where  $q_p$  is the heat of reaction under conditions of constant pressure.

And so, if a chemical or physical process is carried out at constant pressure with the only work done caused by expansion or contraction, then the heat flow ( $q_p$ ) and enthalpy change ( $\Delta H$ ) for the process are equal.

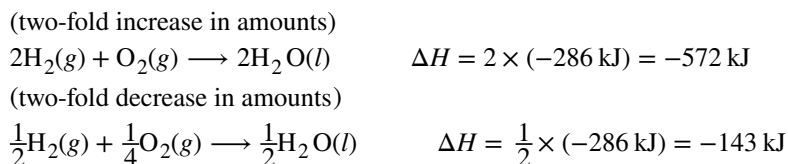
The heat given off when you operate a Bunsen burner is equal to the enthalpy change of the methane combustion reaction that takes place, since it occurs at the essentially constant pressure of the atmosphere. On the other hand, the heat produced by a reaction measured in a bomb calorimeter (**Figure 5.17**) is not equal to  $\Delta H$  because the closed, constant-volume metal container prevents expansion work from occurring. Chemists usually perform experiments under normal atmospheric conditions, at constant external pressure with  $q = \Delta H$ , which makes enthalpy the most convenient choice for determining heat.

The following conventions apply when we use  $\Delta H$ :

1. Chemists use a thermochemical equation to represent the changes in both matter and energy. In a thermochemical equation, the enthalpy change of a reaction is shown as a  $\Delta H$  value following the equation for the reaction. This  $\Delta H$  value indicates the amount of heat associated with the reaction involving the number of moles of reactants and products *as shown in the chemical equation*. For example, consider this equation:

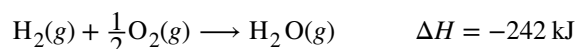


This equation indicates that when 1 mole of hydrogen gas and  $\frac{1}{2}$  mole of oxygen gas at some temperature and pressure change to 1 mole of liquid water at the same temperature and pressure, 286 kJ of heat are released to the surroundings. If the coefficients of the chemical equation are multiplied by some factor, the enthalpy change must be multiplied by that same factor ( $\Delta H$  is an extensive property):



2. The enthalpy change of a reaction depends on the physical state of the reactants and products of the reaction (whether we have gases, liquids, solids, or aqueous solutions), so these must be shown. For example, when 1

mole of hydrogen gas and  $\frac{1}{2}$  mole of oxygen gas change to 1 mole of liquid water at the same temperature and pressure, 286 kJ of heat are released. If gaseous water forms, only 242 kJ of heat are released.

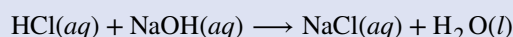


3. A negative value of an enthalpy change,  $\Delta H$ , indicates an exothermic reaction; a positive value of  $\Delta H$  indicates an endothermic reaction. If the direction of a chemical equation is reversed, the arithmetic sign of its  $\Delta H$  is changed (a process that is endothermic in one direction is exothermic in the opposite direction).

## Example 5.8

### Measurement of an Enthalpy Change

When 0.0500 mol of  $\text{HCl}(\text{aq})$  reacts with 0.0500 mol of  $\text{NaOH}(\text{aq})$  to form 0.0500 mol of  $\text{NaCl}(\text{aq})$ , 2.9 kJ of heat are produced. What is  $\Delta H$ , the enthalpy change, per mole of acid reacting, for the acid-base reaction run under the conditions described in **Example 5.5**?

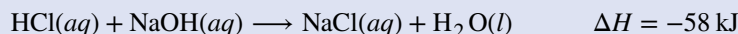


#### Solution

For the reaction of 0.0500 mol acid ( $\text{HCl}$ ),  $q = -2.9 \text{ kJ}$ . This ratio  $\frac{-2.9 \text{ kJ}}{0.0500 \text{ mol HCl}}$  can be used as a conversion factor to find the heat produced when 1 mole of  $\text{HCl}$  reacts:


$$\Delta H = 1 \text{ mol HCl} \times \frac{-2.9 \text{ kJ}}{0.0500 \text{ mol HCl}} = -58 \text{ kJ}$$

The enthalpy change when 1 mole of  $\text{HCl}$  reacts is  $-58 \text{ kJ}$ . Since that is the number of moles in the chemical equation, we write the thermochemical equation as:



#### Check Your Learning

When 1.34 g  $\text{Zn}(\text{s})$  reacts with 60.0 mL of 0.750 M  $\text{HCl}(\text{aq})$ , 3.14 kJ of heat are produced. Determine the enthalpy change per mole of zinc reacting for the reaction:




**Answer:**  $\Delta H = -153 \text{ kJ}$

Be sure to take both stoichiometry and limiting reactants into account when determining the  $\Delta H$  for a chemical reaction.

## Example 5.9

### Another Example of the Measurement of an Enthalpy Change

A gummy bear contains 2.67 g sucrose,  $\text{C}_{12}\text{H}_{22}\text{O}_{11}$ . When it reacts with 7.19 g potassium chlorate,  $\text{KClO}_3$ , 43.7 kJ of heat are produced. Determine the enthalpy change for the reaction

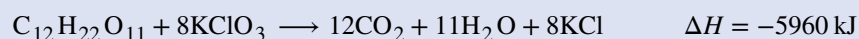


#### Solution

We have  $2.67 \text{ g} \times \frac{1 \text{ mol}}{342.3 \text{ g}} = 0.00780 \text{ mol C}_{12}\text{H}_{22}\text{O}_{11}$  available, and  $7.19 \text{ g} \times \frac{1 \text{ mol}}{122.5 \text{ g}} = 0.0587 \text{ mol KClO}_3$  available. Since  $0.0587 \text{ mol KClO}_3 \times \frac{1 \text{ mol C}_{12}\text{H}_{22}\text{O}_{11}}{8 \text{ mol KClO}_3} = 0.00734 \text{ mol C}_{12}\text{H}_{22}\text{O}_{11}$  is needed,  $\text{C}_{12}\text{H}_{22}\text{O}_{11}$  is the excess reactant and  $\text{KClO}_3$  is the limiting reactant.

The reaction uses 8 mol  $\text{KClO}_3$ , and the conversion factor is  $\frac{-43.7 \text{ kJ}}{0.0587 \text{ mol KClO}_3}$ , so we have

$\Delta H = 8 \text{ mol} \times \frac{-43.7 \text{ kJ}}{0.0587 \text{ mol KClO}_3} = -5960 \text{ kJ}$ . The enthalpy change for this reaction is  $-5960 \text{ kJ}$ , and the thermochemical equation is:



### Check Your Learning

When 1.42 g of iron reacts with 1.80 g of chlorine, 3.22 g of  $\text{FeCl}_2(\text{s})$  and 8.60 kJ of heat is produced. What is the enthalpy change for the reaction when 1 mole of  $\text{FeCl}_2(\text{s})$  is produced?

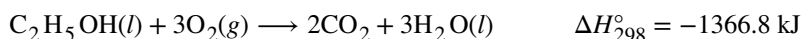
**Answer:**  $\Delta H = -338 \text{ kJ}$

Enthalpy changes are typically tabulated for reactions in which both the reactants and products are at the same conditions. A **standard state** is a commonly accepted set of conditions used as a reference point for the determination of properties under other different conditions. For chemists, the IUPAC standard state refers to materials under a pressure of 1 bar and solutions at 1 M, and does not specify a temperature. Many thermochemical tables list values with a standard state of 1 atm. Because the  $\Delta H$  of a reaction changes very little with such small changes in pressure (1 bar = 0.987 atm),  $\Delta H$  values (except for the most precisely measured values) are essentially the same under both sets of standard conditions. We will include a superscripted “o” in the enthalpy change symbol to designate standard state. Since the usual (but not technically standard) temperature is 298.15 K, we will use a subscripted “298” to designate this temperature. Thus, the symbol ( $\Delta H_{298}^\circ$ ) is used to indicate an enthalpy change for a process occurring under these conditions. (The symbol  $\Delta H$  is used to indicate an enthalpy change for a reaction occurring under nonstandard conditions.)

The enthalpy changes for many types of chemical and physical processes are available in the reference literature, including those for combustion reactions, phase transitions, and formation reactions. As we discuss these quantities, it is important to pay attention to the *extensive* nature of enthalpy and enthalpy changes. Since the enthalpy change for a given reaction is proportional to the amounts of substances involved, it may be reported on that basis (i.e., as the  $\Delta H$  for specific amounts of reactants). However, we often find it more useful to divide one extensive property ( $\Delta H$ ) by another (amount of substance), and report a per-amount *intensive* value of  $\Delta H$ , often “normalized” to a per-mole basis. (Note that this is similar to determining the intensive property specific heat from the extensive property heat capacity, as seen previously.)

## Enthalpy of Combustion

**Standard enthalpy of combustion** ( $\Delta H_c^\circ$ ) is the enthalpy change when 1 mole of a substance burns (combines vigorously with oxygen) under standard state conditions; it is sometimes called “heat of combustion.” For example, the enthalpy of combustion of ethanol,  $-1366.8 \text{ kJ/mol}$ , is the amount of heat produced when one mole of ethanol undergoes complete combustion at  $25^\circ\text{C}$  and 1 atmosphere pressure, yielding products also at  $25^\circ\text{C}$  and 1 atm.



Enthalpies of combustion for many substances have been measured; a few of these are listed in **Table 5.2**. Many readily available substances with large enthalpies of combustion are used as fuels, including hydrogen, carbon (as coal or charcoal), and **hydrocarbons** (compounds containing only hydrogen and carbon), such as methane, propane, and the major components of gasoline.

Standard Molar Enthalpies of Combustion

Substance	Combustion Reaction	Enthalpy of Combustion, $\Delta H_c^\circ$ ( $\frac{\text{kJ}}{\text{mol}}$ at 25 °C)
carbon	$\text{C}(s) + \text{O}_2(g) \longrightarrow \text{CO}_2(g)$	-393.5
hydrogen	$\text{H}_2(g) + \frac{1}{2}\text{O}_2(g) \longrightarrow \text{H}_2\text{O}(l)$	-285.8
magnesium	$\text{Mg}(s) + \frac{1}{2}\text{O}_2(g) \longrightarrow \text{MgO}(s)$	-601.6
sulfur	$\text{S}(s) + \text{O}_2(g) \longrightarrow \text{SO}_2(g)$	-296.8
carbon monoxide	$\text{CO}(g) + \frac{1}{2}\text{O}_2(g) \longrightarrow \text{CO}_2(g)$	-283.0
methane	$\text{CH}_4(g) + 2\text{O}_2(g) \longrightarrow \text{CO}_2(g) + 2\text{H}_2\text{O}(l)$	-890.8
acetylene	$\text{C}_2\text{H}_2(g) + \frac{5}{2}\text{O}_2(g) \longrightarrow 2\text{CO}_2(g) + \text{H}_2\text{O}(l)$	-1301.1
ethanol	$\text{C}_2\text{H}_5\text{OH}(l) + 3\text{O}_2(g) \longrightarrow 2\text{CO}_2(g) + 3\text{H}_2\text{O}(l)$	-1366.8
methanol	$\text{CH}_3\text{OH}(l) + \frac{3}{2}\text{O}_2(g) \longrightarrow \text{CO}_2(g) + 2\text{H}_2\text{O}(l)$	-726.1
isooctane	$\text{C}_8\text{H}_{18}(l) + \frac{25}{2}\text{O}_2(g) \longrightarrow 8\text{CO}_2(g) + 9\text{H}_2\text{O}(l)$	-5461

Table 5.2

### Example 5.10

#### Using Enthalpy of Combustion

As **Figure 5.21** suggests, the combustion of gasoline is a highly exothermic process. Let us determine the approximate amount of heat produced by burning 1.00 L of gasoline, assuming the enthalpy of combustion of gasoline is the same as that of isooctane, a common component of gasoline. The density of isooctane is 0.692 g/mL.



**Figure 5.21** The combustion of gasoline is very exothermic. (credit: modification of work by “AlexEagle”/Flickr)

### Solution

Starting with a known amount (1.00 L of isooctane), we can perform conversions between units until we arrive at the desired amount of heat or energy. The enthalpy of combustion of isooctane provides one of the necessary conversions. **Table 5.2** gives this value as  $-5460 \text{ kJ}$  per 1 mole of isooctane ( $\text{C}_8\text{H}_{18}$ ).

Using these data,

$$1.00 \text{ L } \text{C}_8\text{H}_{18} \times \frac{1000 \text{ mL } \text{C}_8\text{H}_{18}}{1 \text{ L } \text{C}_8\text{H}_{18}} \times \frac{0.692 \text{ g } \text{C}_8\text{H}_{18}}{1 \text{ mL } \text{C}_8\text{H}_{18}} \times \frac{1 \text{ mol } \text{C}_8\text{H}_{18}}{114 \text{ g } \text{C}_8\text{H}_{18}} \times \frac{-5460 \text{ kJ}}{1 \text{ mol } \text{C}_8\text{H}_{18}} = -3.31 \times 10^4 \text{ kJ}$$

The combustion of 1.00 L of isooctane produces 33,100 kJ of heat. (This amount of energy is enough to melt 99.2 kg, or about 218 lbs, of ice.)

Note: If you do this calculation one step at a time, you would find:

$$1.00 \text{ L } \text{C}_8\text{H}_{18} \longrightarrow 1.00 \times 10^3 \text{ mL } \text{C}_8\text{H}_{18}$$

$$1.00 \times 10^3 \text{ mL } \text{C}_8\text{H}_{18} \longrightarrow 692 \text{ g } \text{C}_8\text{H}_{18}$$

$$692 \text{ g } \text{C}_8\text{H}_{18} \longrightarrow 6.07 \text{ mol } \text{C}_8\text{H}_{18}$$

$$6.07 \text{ mol } \text{C}_8\text{H}_{18} \longrightarrow -3.31 \times 10^4 \text{ kJ}$$

### Check Your Learning

How much heat is produced by the combustion of 125 g of acetylene?


**Answer:**  $6.25 \times 10^3 \text{ kJ}$

## Chemistry in Everyday Life

### Emerging Algae-Based Energy Technologies (Biofuels)

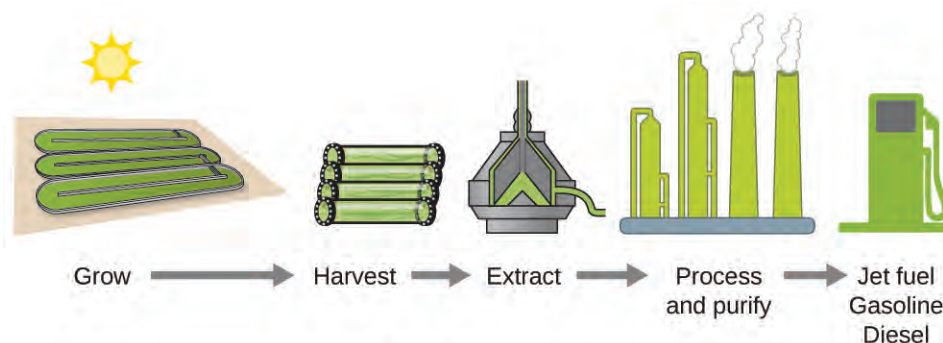
As reserves of fossil fuels diminish and become more costly to extract, the search is ongoing for replacement fuel sources for the future. Among the most promising biofuels are those derived from algae (**Figure 5.22**). The species of algae used are nontoxic, biodegradable, and among the world's fastest growing organisms. About 50% of algal weight is oil, which can be readily converted into fuel such as biodiesel. Algae can yield 26,000 gallons of biofuel per hectare—much more energy per acre than other crops. Some strains of algae can

flourish in brackish water that is not usable for growing other crops. Algae can produce biodiesel, biogasoline, ethanol, butanol, methane, and even jet fuel.



**Figure 5.22** (a) Tiny algal organisms can be (b) grown in large quantities and eventually (c) turned into a useful fuel such as biodiesel. (credit a: modification of work by Micah Sittig; credit b: modification of work by Robert Kerton; credit c: modification of work by John F. Williams)

According to the US Department of Energy, only 39,000 square kilometers (about 0.4% of the land mass of the US or less than  $\frac{1}{7}$  of the area used to grow corn) can produce enough algal fuel to replace all the petroleum-based fuel used in the US. The cost of algal fuels is becoming more competitive—for instance, the US Air Force is producing jet fuel from algae at a total cost of under \$5 per gallon.<sup>[3]</sup> The process used to produce algal fuel is as follows: grow the algae (which use sunlight as their energy source and CO<sub>2</sub> as a raw material); harvest the algae; extract the fuel compounds (or precursor compounds); process as necessary (e.g., perform a transesterification reaction to make biodiesel); purify; and distribute (**Figure 5.23**).



**Figure 5.23** Algae convert sunlight and carbon dioxide into oil that is harvested, extracted, purified, and transformed into a variety of renewable fuels.

3. For more on algal fuel, see <http://www.theguardian.com/environment/2010/feb/13/algae-solve-pentagon-fuel-problem>.



## Link to Learning



Click [here](http://openstaxcollege.org//16biofuel) (<http://openstaxcollege.org//16biofuel>) to learn more about the process of creating algae biofuel.

## Standard Enthalpy of Formation

A **standard enthalpy of formation** is an enthalpy change for a reaction in which exactly 1 mole of a pure substance is formed from free elements in their most stable states under standard state conditions. These values are especially useful for computing or predicting enthalpy changes for chemical reactions that are impractical or dangerous to carry out, or for processes for which it is difficult to make measurements. If we have values for the appropriate standard enthalpies of formation, we can determine the enthalpy change for any reaction, which we will practice in the next section on Hess's law.

The standard enthalpy of formation of  $\text{CO}_2(g)$  is  $-393.5 \text{ kJ/mol}$ . This is the enthalpy change for the exothermic reaction:



starting with the reactants at a pressure of 1 atm and  $25^\circ\text{C}$  (with the carbon present as graphite, the most stable form of carbon under these conditions) and ending with one mole of  $\text{CO}_2$ , also at 1 atm and  $25^\circ\text{C}$ . For nitrogen dioxide,  $\text{NO}_2(g)$ ,  $\Delta H_f^\circ$  is  $33.2 \text{ kJ/mol}$ . This is the enthalpy change for the reaction:




A reaction equation with  $\frac{1}{2}$  mole of  $\text{N}_2$  and 1 mole of  $\text{O}_2$  is correct in this case because the standard enthalpy of formation always refers to 1 mole of product,  $\text{NO}_2(g)$ .

You will find a table of standard enthalpies of formation of many common substances in **Appendix G**. These values indicate that formation reactions range from highly exothermic (such as  $-2984 \text{ kJ/mol}$  for the formation of  $\text{P}_4\text{O}_{10}$ ) to strongly endothermic (such as  $+226.7 \text{ kJ/mol}$  for the formation of acetylene,  $\text{C}_2\text{H}_2$ ). By definition, the standard enthalpy of formation of an element in its most stable form is equal to zero under standard conditions, which is 1 atm for gases and 1 M for solutions.

### Example 5.11

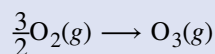
#### Evaluating an Enthalpy of Formation

Ozone,  $\text{O}_3(g)$ , forms from oxygen,  $\text{O}_2(g)$ , by an endothermic process. Ultraviolet radiation is the source of the energy that drives this reaction in the upper atmosphere. Assuming that both the reactants and products of the reaction are in their standard states, determine the standard enthalpy of formation,  $\Delta H_f^\circ$  of ozone from the following information:



#### Solution

$\Delta H_f^\circ$  is the enthalpy change for the formation of one mole of a substance in its standard state from the elements in their standard states. Thus,  $\Delta H_f^\circ$  for  $\text{O}_3(g)$  is the enthalpy change for the reaction:



For the formation of 2 mol of  $\text{O}_3(g)$ ,  $\Delta H_{298}^\circ = +286 \text{ kJ}$ . This ratio,  $\left(\frac{286 \text{ kJ}}{2 \text{ mol O}_3}\right)$ , can be used as a conversion factor to find the heat produced when 1 mole of  $\text{O}_3(g)$  is formed, which is the enthalpy of formation for  $\text{O}_3(g)$ :

$$\Delta H^\circ \text{ for 1 mole of O}_3(g) = 1 \text{ mol O}_3 \times \frac{286 \text{ kJ}}{2 \text{ mol O}_3} = 143 \text{ kJ}$$

Therefore,  $\Delta H_f^\circ [\text{O}_3(g)] = +143 \text{ kJ/mol}$ .

### Check Your Learning

Hydrogen gas,  $\text{H}_2$ , reacts explosively with gaseous chlorine,  $\text{Cl}_2$ , to form hydrogen chloride,  $\text{HCl}(g)$ . What is the enthalpy change for the reaction of 1 mole of  $\text{H}_2(g)$  with 1 mole of  $\text{Cl}_2(g)$  if both the reactants and products are at standard state conditions? The standard enthalpy of formation of  $\text{HCl}(g)$  is  $-92.3 \text{ kJ/mol}$ .

**Answer:** For the reaction  $\text{H}_2(g) + \text{Cl}_2(g) \longrightarrow 2\text{HCl}(g)$        $\Delta H_{298}^\circ = -184.6 \text{ kJ}$

## Example 5.12

### Writing Reaction Equations for $\Delta H_f^\circ$

Write the heat of formation reaction equations for:

- (a)  $\text{C}_2\text{H}_5\text{OH}(l)$
- (b)  $\text{Ca}_3(\text{PO}_4)_2(s)$

#### Solution

Remembering that  $\Delta H_f^\circ$  reaction equations are for forming 1 mole of the compound from its constituent elements under standard conditions, we have:

- (a)  $2\text{C}(s, \text{ graphite}) + 3\text{H}_2(g) + \frac{1}{2}\text{O}_2(g) \longrightarrow \text{C}_2\text{H}_5\text{OH}(l)$
- (b)  $3\text{Ca}(s) + \frac{1}{2}\text{P}_4(s) + 4\text{O}_2(g) \longrightarrow \text{Ca}_3(\text{PO}_4)_2(s)$

Note: The standard state of carbon is graphite, and phosphorus exists as  $\text{P}_4$ .

### Check Your Learning

Write the heat of formation reaction equations for:

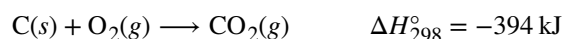
- (a)  $\text{C}_2\text{H}_5\text{OC}_2\text{H}_5(l)$
- (b)  $\text{Na}_2\text{CO}_3(s)$

**Answer:** (a)  $4\text{C}(s, \text{ graphite}) + 5\text{H}_2(g) + \frac{1}{2}\text{O}_2(g) \longrightarrow \text{C}_2\text{H}_5\text{OC}_2\text{H}_5(l)$ ; (b)  
 $2\text{Na}(s) + \text{C}(s, \text{ graphite}) + \frac{3}{2}\text{O}_2(g) \longrightarrow \text{Na}_2\text{CO}_3(s)$

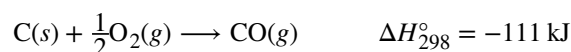
## Hess's Law

There are two ways to determine the amount of heat involved in a chemical change: measure it experimentally, or calculate it from other experimentally determined enthalpy changes. Some reactions are difficult, if not impossible, to investigate and make accurate measurements for experimentally. And even when a reaction is not hard to perform or measure, it is convenient to be able to determine the heat involved in a reaction without having to perform an experiment.

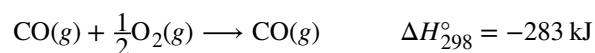
This type of calculation usually involves the use of **Hess's law**, which states: *If a process can be written as the sum of several stepwise processes, the enthalpy change of the total process equals the sum of the enthalpy changes of the various steps.* Hess's law is valid because enthalpy is a state function: Enthalpy changes depend only on where a chemical process starts and ends, but not on the path it takes from start to finish. For example, we can think of the reaction of carbon with oxygen to form carbon dioxide as occurring either directly or by a two-step process. The direct process is written:



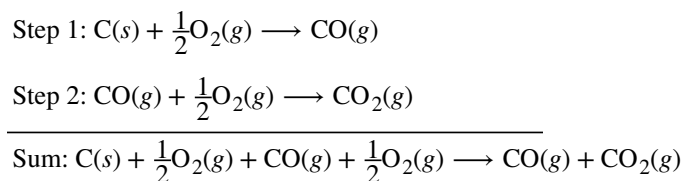
In the two-step process, first carbon monoxide is formed:



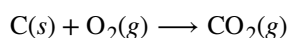
Then, carbon monoxide reacts further to form carbon dioxide:



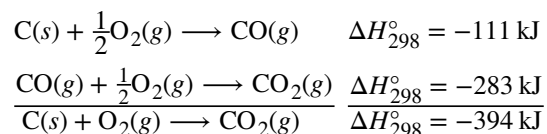
The equation describing the overall reaction is the sum of these two chemical changes:



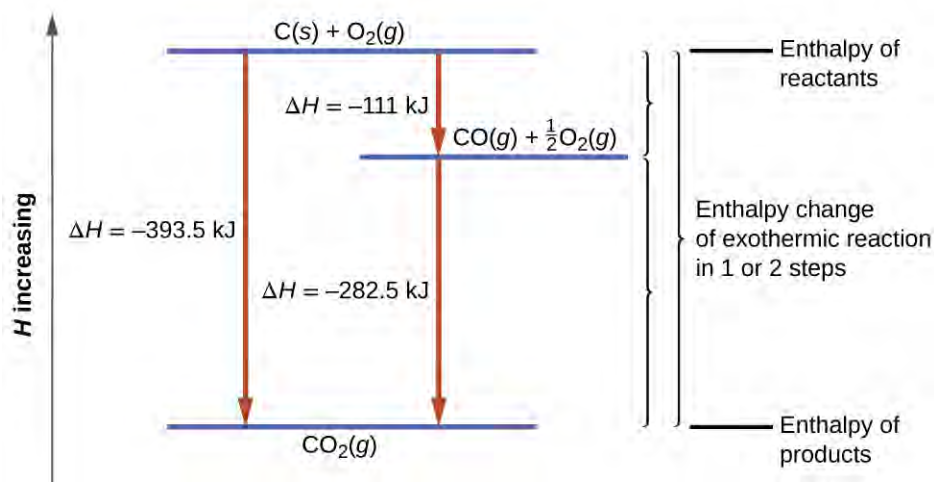
Because the CO produced in Step 1 is consumed in Step 2, the net change is:



According to Hess's law, the enthalpy change of the reaction will equal the sum of the enthalpy changes of the steps. We can apply the data from the experimental enthalpies of combustion in **Table 5.2** to find the enthalpy change of the entire reaction from its two steps:



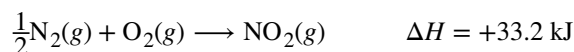
The result is shown in **Figure 5.24**. We see that  $\Delta H$  of the overall reaction is the same whether it occurs in one step or two. This finding (overall  $\Delta H$  for the reaction = sum of  $\Delta H$  values for reaction "steps" in the overall reaction) is true in general for chemical and physical processes.



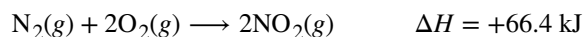
**Figure 5.24** The formation of  $\text{CO}_2(g)$  from its elements can be thought of as occurring in two steps, which sum to the overall reaction, as described by Hess's law. The horizontal blue lines represent enthalpies. For an exothermic process, the products are at lower enthalpy than are the reactants.

Before we further practice using Hess's law, let us recall two important features of  $\Delta H$ .

1.  $\Delta H$  is directly proportional to the quantities of reactants or products. For example, the enthalpy change for the reaction forming 1 mole of  $\text{NO}_2(g)$  is  $+33.2 \text{ kJ}$ :

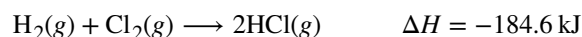


When 2 moles of  $\text{NO}_2$  (twice as much) are formed, the  $\Delta H$  will be twice as large:

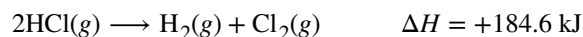


In general, if we multiply or divide an equation by a number, then the enthalpy change should also be multiplied or divided by the same number.

2.  $\Delta H$  for a reaction in one direction is equal in magnitude and opposite in sign to  $\Delta H$  for the reaction in the reverse direction. For example, given that:



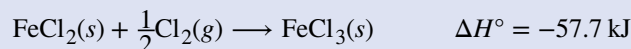
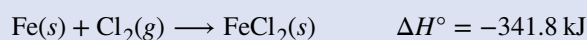
Then, for the "reverse" reaction, the enthalpy change is also "reversed":



## Example 5.13

### Stepwise Calculation of $\Delta H_f^\circ$ Using Hess's Law

Determine the enthalpy of formation,  $\Delta H_f^\circ$ , of  $\text{FeCl}_3(s)$  from the enthalpy changes of the following two-step process that occurs under standard state conditions:

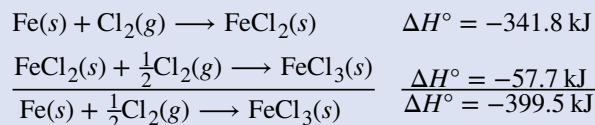


#### Solution

We are trying to find the standard enthalpy of formation of  $\text{FeCl}_3(\text{s})$ , which is equal to  $\Delta H^\circ$  for the reaction:



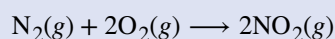
Looking at the reactions, we see that the reaction for which we want to find  $\Delta H^\circ$  is the sum of the two reactions with known  $\Delta H$  values, so we must sum their  $\Delta H$ s:



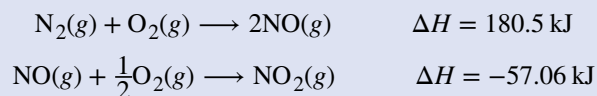
The enthalpy of formation,  $\Delta H_f^\circ$ , of  $\text{FeCl}_3(\text{s})$  is  $-399.5 \text{ kJ/mol}$ .

### Check Your Learning

Calculate  $\Delta H$  for the process:



from the following information:



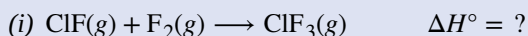
**Answer:** 66.4 kJ

Here is a less straightforward example that illustrates the thought process involved in solving many Hess's law problems. It shows how we can find many standard enthalpies of formation (and other values of  $\Delta H$ ) if they are difficult to determine experimentally.

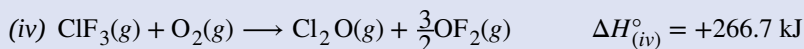
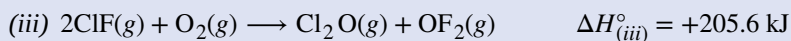
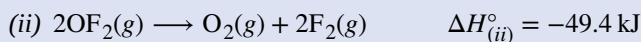
## Example 5.14

### A More Challenging Problem Using Hess's Law

Chlorine monofluoride can react with fluorine to form chlorine trifluoride:

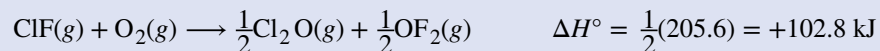


Use the reactions here to determine the  $\Delta H^\circ$  for reaction (i):

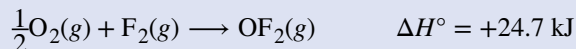


### Solution

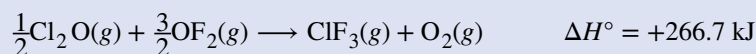
Our goal is to manipulate and combine reactions (ii), (iii), and (iv) such that they add up to reaction (i). Going from left to right in (i), we first see that  $\text{ClF}(\text{g})$  is needed as a reactant. This can be obtained by multiplying reaction (iii) by  $\frac{1}{2}$ , which means that the  $\Delta H^\circ$  change is also multiplied by  $\frac{1}{2}$ :



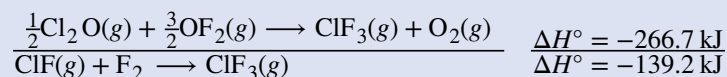

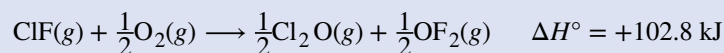
Next, we see that  $F_2$  is also needed as a reactant. To get this, reverse and halve reaction (ii), which means that the  $\Delta H^\circ$  changes sign and is halved:



To get  $ClF_3$  as a product, reverse (iv), changing the sign of  $\Delta H^\circ$ :



Now check to make sure that these reactions add up to the reaction we want:

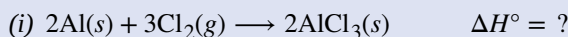


Reactants  $\frac{1}{2}O_2$  and  $\frac{1}{2}O_2$  cancel out product  $O_2$ ; product  $\frac{1}{2}Cl_2O$  cancels reactant  $\frac{1}{2}Cl_2O$ ; and reactant  $\frac{3}{2}OF_2$  is cancelled by products  $\frac{1}{2}OF_2$  and  $OF_2$ . This leaves only reactants  $ClF(g)$  and  $F_2(g)$  and product  $ClF_3(g)$ , which are what we want. Since summing these three modified reactions yields the reaction of interest, summing the three modified  $\Delta H^\circ$  values will give the desired  $\Delta H^\circ$ :

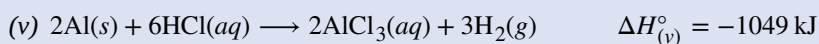
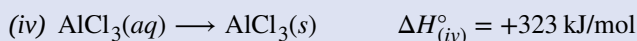
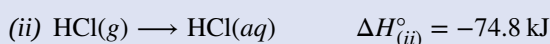
$$\Delta H^\circ = (+102.8 \text{ kJ}) + (24.7 \text{ kJ}) + (-266.7 \text{ kJ}) = -139.2 \text{ kJ}$$

### Check Your Learning

Aluminum chloride can be formed from its elements:



Use the reactions here to determine the  $\Delta H^\circ$  for reaction (i):



**Answer:**  $-1407 \text{ kJ}$

We also can use Hess's law to determine the enthalpy change of any reaction if the corresponding enthalpies of formation of the reactants and products are available. The stepwise reactions we consider are: (i) decompositions of the reactants into their component elements (for which the enthalpy changes are proportional to the negative of the enthalpies of formation of the reactants), followed by (ii) re-combinations of the elements to give the products (with the enthalpy changes proportional to the enthalpies of formation of the products). The standard enthalpy change of the overall reaction is therefore equal to: (ii) the sum of the standard enthalpies of formation of all the products plus (i) the sum of the negatives of the standard enthalpies of formation of the reactants. This is usually rearranged slightly to be written as follows, with  $\Sigma$  representing "the sum of" and  $n$  standing for the stoichiometric coefficients:

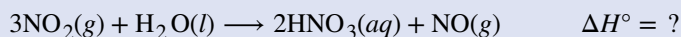
$$\Delta H^\circ_{\text{reaction}} = \Sigma n \times \Delta H^\circ_f \text{ (products)} - \Sigma n \times \Delta H^\circ_f \text{ (reactants)}$$

The following example shows in detail why this equation is valid, and how to use it to calculate the enthalpy change for a reaction of interest.

## Example 5.15

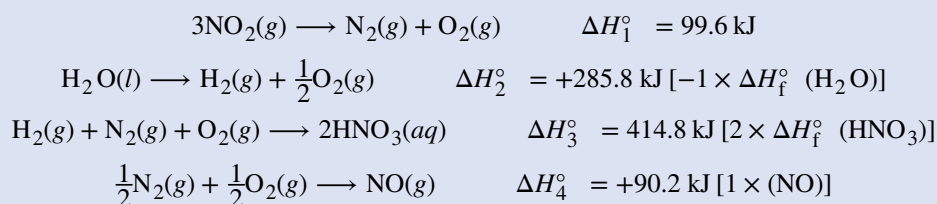
### Using Hess's Law

What is the standard enthalpy change for the reaction:




#### Solution 1 (Supporting Why the General Equation Is Valid)

We can write this reaction as the sum of the decompositions of  $3\text{NO}_2(g)$  and  $1\text{H}_2\text{O}(l)$  into their constituent elements, and the formation of  $2\text{HNO}_3(aq)$  and  $1\text{NO}(g)$  from their constituent elements. Writing out these reactions, and noting their relationships to the  $\Delta H_f^\circ$  values for these compounds (from **Appendix G**), we have:



Summing these reaction equations gives the reaction we are interested in:



Summing their enthalpy changes gives the value we want to determine:

$$\begin{aligned} \Delta H_{\text{rxn}}^\circ &= \Delta H_1^\circ + \Delta H_2^\circ + \Delta H_3^\circ + \Delta H_4^\circ = (-99.6 \text{ kJ}) + (+285.8 \text{ kJ}) + (-414.8 \text{ kJ}) + (+90.2 \text{ kJ}) \\ &= -138.4 \text{ kJ} \end{aligned}$$

So the standard enthalpy change for this reaction is  $\Delta H^\circ = -138.4 \text{ kJ}$ .

Note that this result was obtained by (1) multiplying the  $\Delta H_f^\circ$  of each product by its stoichiometric coefficient and summing those values, (2) multiplying the  $\Delta H_f^\circ$  of each reactant by its stoichiometric coefficient and summing those values, and then (3) subtracting the result found in (2) from the result found in (1). This is also the procedure in using the general equation, as shown.

#### Solution 2 (Using the Equation)

Alternatively, we could use the special form of Hess's law given previously:

$$\begin{aligned} \Delta H_{\text{reaction}}^\circ &= \sum n \times \Delta H_f^\circ (\text{products}) - \sum n \times \Delta H_f^\circ (\text{reactants}) \\ &= \left[ 2 \frac{\text{mol HNO}_3}{\text{mol HNO}_3} \times \frac{-207.4 \text{ kJ}}{\text{mol HNO}_3(aq)} + 1 \frac{\text{mol NO}(g)}{\text{mol NO}(g)} \times \frac{+90.2 \text{ kJ}}{\text{mol NO}(g)} \right] \\ &\quad - \left[ 3 \frac{\text{mol NO}_2(g)}{\text{mol NO}_2(g)} \times \frac{+33.2 \text{ kJ}}{\text{mol NO}_2(g)} + 1 \frac{\text{mol H}_2\text{O}(l)}{\text{mol H}_2\text{O}(l)} \times \frac{-285.8 \text{ kJ}}{\text{mol H}_2\text{O}(l)} \right] \\ &= 2(-207.4 \text{ kJ}) + 1(+90.2 \text{ kJ}) - 3(+33.2 \text{ kJ}) - 1(-285.8 \text{ kJ}) \\ &= -138.4 \text{ kJ} \end{aligned}$$

### Check Your Learning

Calculate the heat of combustion of 1 mole of ethanol,  $\text{C}_2\text{H}_5\text{OH}(l)$ , when  $\text{H}_2\text{O}(l)$  and  $\text{CO}_2(g)$  are formed. Use the following enthalpies of formation:  $\text{C}_2\text{H}_5\text{OH}(l)$ ,  $-278 \text{ kJ/mol}$ ;  $\text{H}_2\text{O}(l)$ ,  $-286 \text{ kJ/mol}$ ; and  $\text{CO}_2(g)$ ,  $-394 \text{ kJ/mol}$ .

**Answer:**  $-1368 \text{ kJ/mol}$



## Key Terms

---

**bomb calorimeter** device designed to measure the energy change for processes occurring under conditions of constant volume; commonly used for reactions involving solid and gaseous reactants or products

**calorie (cal)** unit of heat or other energy; the amount of energy required to raise 1 gram of water by 1 degree Celsius; 1 cal is defined as 4.184 J

**calorimeter** device used to measure the amount of heat absorbed or released in a chemical or physical process

**calorimetry** process of measuring the amount of heat involved in a chemical or physical process

**chemical thermodynamics** area of science that deals with the relationships between heat, work, and all forms of energy associated with chemical and physical processes

**endothermic process** chemical reaction or physical change that absorbs heat

**energy** capacity to supply heat or do work

**enthalpy ( $H$ )** sum of a system's internal energy and the mathematical product of its pressure and volume

**enthalpy change ( $\Delta H$ )** heat released or absorbed by a system under constant pressure during a chemical or physical process

**exothermic process** chemical reaction or physical change that releases heat

**expansion work (pressure-volume work)** work done as a system expands or contracts against external pressure

**first law of thermodynamics** internal energy of a system changes due to heat flow in or out of the system or work done on or by the system

**heat ( $q$ )** transfer of thermal energy between two bodies

**heat capacity ( $C$ )** extensive property of a body of matter that represents the quantity of heat required to increase its temperature by 1 degree Celsius (or 1 kelvin)

**Hess's law** if a process can be represented as the sum of several steps, the enthalpy change of the process equals the sum of the enthalpy changes of the steps

**hydrocarbon** compound composed only of hydrogen and carbon; the major component of fossil fuels

**internal energy ( $U$ )** total of all possible kinds of energy present in a substance or substances

**joule (J)** SI unit of energy; 1 joule is the kinetic energy of an object with a mass of 2 kilograms moving with a velocity of 1 meter per second,  $1 \text{ J} = 1 \text{ kg m}^2/\text{s}^2$  and  $4.184 \text{ J} = 1 \text{ cal}$

**kinetic energy** energy of a moving body, in joules, equal to  $\frac{1}{2}mv^2$  (where  $m$  = mass and  $v$  = velocity)

**nutritional calorie (Calorie)** unit used for quantifying energy provided by digestion of foods, defined as 1000 cal or 1 kcal

**potential energy** energy of a particle or system of particles derived from relative position, composition, or condition

**specific heat capacity ( $c$ )** intensive property of a substance that represents the quantity of heat required to raise the temperature of 1 gram of the substance by 1 degree Celsius (or 1 kelvin)

**standard enthalpy of combustion ( $\Delta H_c^\circ$ )** heat released when one mole of a compound undergoes complete combustion under standard conditions

**standard enthalpy of formation ( $\Delta H_f^\circ$ )** enthalpy change of a chemical reaction in which 1 mole of a pure substance is formed from its elements in their most stable states under standard state conditions

**standard state** set of physical conditions as accepted as common reference conditions for reporting thermodynamic properties; 1 bar of pressure, and solutions at 1 molar concentrations, usually at a temperature of 298.15 K

**state function** property depending only on the state of a system, and not the path taken to reach that state

**surroundings** all matter other than the system being studied

**system** portion of matter undergoing a chemical or physical change being studied

**temperature** intensive property of matter that is a quantitative measure of “hotness” and “coldness”

**thermal energy** kinetic energy associated with the random motion of atoms and molecules

**thermochemistry** study of measuring the amount of heat absorbed or released during a chemical reaction or a physical change

**work ( $w$ )** energy transfer due to changes in external, macroscopic variables such as pressure and volume; or causing matter to move against an opposing force

## Key Equations

---

- $q = c \times m \times \Delta T = c \times m \times (T_{\text{final}} - T_{\text{initial}})$
- $\Delta U = q + w$
- $\Delta H_{\text{reaction}}^\circ = \sum n \times \Delta H_f^\circ (\text{products}) - \sum n \times \Delta H_f^\circ (\text{reactants})$

## Summary

---

### 5.1 Energy Basics

Energy is the capacity to do work (applying a force to move matter). Kinetic energy (KE) is the energy of motion; potential energy is energy due to relative position, composition, or condition. When energy is converted from one form into another, energy is neither created nor destroyed (law of conservation of energy or first law of thermodynamics).

Matter has thermal energy due to the KE of its molecules and temperature that corresponds to the average KE of its molecules. Heat is energy that is transferred between objects at different temperatures; it flows from a high to a low temperature. Chemical and physical processes can absorb heat (endothermic) or release heat (exothermic). The SI unit of energy, heat, and work is the joule (J).

Specific heat and heat capacity are measures of the energy needed to change the temperature of a substance or object. The amount of heat absorbed or released by a substance depends directly on the type of substance, its mass, and the temperature change it undergoes.

### 5.2 Calorimetry

Calorimetry is used to measure the amount of thermal energy transferred in a chemical or physical process. This requires careful measurement of the temperature change that occurs during the process and the masses of the system

and surroundings. These measured quantities are then used to compute the amount of heat produced or consumed in the process using known mathematical relations.

Calorimeters are designed to minimize energy exchange between the system being studied and its surroundings. They range from simple coffee cup calorimeters used by introductory chemistry students to sophisticated bomb calorimeters used to determine the energy content of food.

### 5.3 Enthalpy

If a chemical change is carried out at constant pressure and the only work done is caused by expansion or contraction,  $q$  for the change is called the enthalpy change with the symbol  $\Delta H$ , or  $\Delta H_{298}^{\circ}$  for reactions occurring under standard state conditions. The value of  $\Delta H$  for a reaction in one direction is equal in magnitude, but opposite in sign, to  $\Delta H$  for the reaction in the opposite direction, and  $\Delta H$  is directly proportional to the quantity of reactants and products. Examples of enthalpy changes include enthalpy of combustion, enthalpy of fusion, enthalpy of vaporization, and standard enthalpy of formation. The standard enthalpy of formation,  $\Delta H_f^{\circ}$ , is the enthalpy change accompanying the formation of 1 mole of a substance from the elements in their most stable states at 1 bar (standard state). Many of the processes are carried out at 298.15 K. If the enthalpies of formation are available for the reactants and products of a reaction, the enthalpy change can be calculated using Hess's law: If a process can be written as the sum of several stepwise processes, the enthalpy change of the total process equals the sum of the enthalpy changes of the various steps.

## Exercises

---

### 5.1 Energy Basics

1. A burning match and a bonfire may have the same temperature, yet you would not sit around a burning match on a fall evening to stay warm. Why not?
2. Prepare a table identifying several energy transitions that take place during the typical operation of an automobile.
3. Explain the difference between heat capacity and specific heat of a substance.
4. Calculate the heat capacity, in joules and in calories per degree, of the following:
  - (a) 28.4 g of water
  - (b) 1.00 oz of lead
5. Calculate the heat capacity, in joules and in calories per degree, of the following:
  - (a) 45.8 g of nitrogen gas
  - (b) 1.00 pound of aluminum metal
6. How much heat, in joules and in calories, must be added to a 75.0-g iron block with a specific heat of 0.449 J/g °C to increase its temperature from 25 °C to its melting temperature of 1535 °C?
7. How much heat, in joules and in calories, is required to heat a 28.4-g (1-oz) ice cube from -23.0 °C to -1.0 °C?
8. How much would the temperature of 275 g of water increase if 36.5 kJ of heat were added?
9. If 14.5 kJ of heat were added to 485 g of liquid water, how much would its temperature increase?
10. A piece of unknown substance weighs 44.7 g and requires 2110 J to increase its temperature from 23.2 °C to 89.6 °C.
  - (a) What is the specific heat of the substance?
  - (b) If it is one of the substances found in **Table 5.1**, what is its likely identity?
11. A piece of unknown solid substance weighs 437.2 g, and requires 8460 J to increase its temperature from 19.3 °C to 68.9 °C.
  - (a) What is the specific heat of the substance?

(b) If it is one of the substances found in **Table 5.1**, what is its likely identity?

**12.** An aluminum kettle weighs 1.05 kg.

(a) What is the heat capacity of the kettle?

(b) How much heat is required to increase the temperature of this kettle from 23.0 °C to 99.0 °C?

(c) How much heat is required to heat this kettle from 23.0 °C to 99.0 °C if it contains 1.25 L of water (density of 0.997 g/mL and a specific heat of 4.184 J/g °C)?

**13.** Most people find waterbeds uncomfortable unless the water temperature is maintained at about 85 °F. Unless it is heated, a waterbed that contains 892 L of water cools from 85 °F to 72 °F in 24 hours. Estimate the amount of electrical energy required over 24 hours, in kWh, to keep the bed from cooling. Note that 1 kilowatt-hour (kWh) =  $3.6 \times 10^6$  J, and assume that the density of water is 1.0 g/mL (independent of temperature). What other assumptions did you make? How did they affect your calculated result (i.e., were they likely to yield “positive” or “negative” errors)?

## 5.2 Calorimetry

**14.** A 500-mL bottle of water at room temperature and a 2-L bottle of water at the same temperature were placed in a refrigerator. After 30 minutes, the 500-mL bottle of water had cooled to the temperature of the refrigerator. An hour later, the 2-L of water had cooled to the same temperature. When asked which sample of water lost the most heat, one student replied that both bottles lost the same amount of heat because they started at the same temperature and finished at the same temperature. A second student thought that the 2-L bottle of water lost more heat because there was more water. A third student believed that the 500-mL bottle of water lost more heat because it cooled more quickly. A fourth student thought that it was not possible to tell because we do not know the initial temperature and the final temperature of the water. Indicate which of these answers is correct and describe the error in each of the other answers.

**15.** Would the amount of heat measured for the reaction in **Example 5.5** be greater, lesser, or remain the same if we used a calorimeter that was a poorer insulator than a coffee cup calorimeter? Explain your answer.

**16.** Would the amount of heat absorbed by the dissolution in **Example 5.6** appear greater, lesser, or remain the same if the experimenter used a calorimeter that was a poorer insulator than a coffee cup calorimeter? Explain your answer.

**17.** Would the amount of heat absorbed by the dissolution in **Example 5.6** appear greater, lesser, or remain the same if the heat capacity of the calorimeter were taken into account? Explain your answer.

**18.** How many milliliters of water at 23 °C with a density of 1.00 g/mL must be mixed with 180 mL (about 6 oz) of coffee at 95 °C so that the resulting combination will have a temperature of 60 °C? Assume that coffee and water have the same density and the same specific heat.

**19.** How much will the temperature of a cup (180 g) of coffee at 95 °C be reduced when a 45 g silver spoon (specific heat 0.24 J/g °C) at 25 °C is placed in the coffee and the two are allowed to reach the same temperature? Assume that the coffee has the same density and specific heat as water.

**20.** A 45-g aluminum spoon (specific heat 0.88 J/g °C) at 24 °C is placed in 180 mL (180 g) of coffee at 85 °C and the temperature of the two become equal.

(a) What is the final temperature when the two become equal? Assume that coffee has the same specific heat as water.

(b) The first time a student solved this problem she got an answer of 88 °C. Explain why this is clearly an incorrect answer.

**21.** The temperature of the cooling water as it leaves the hot engine of an automobile is 240 °F. After it passes through the radiator it has a temperature of 175 °F. Calculate the amount of heat transferred from the engine to the surroundings by one gallon of water with a specific heat of 4.184 J/g °C.

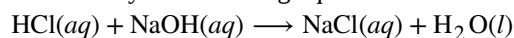
**22.** A 70.0-g piece of metal at 80.0 °C is placed in 100 g of water at 22.0 °C contained in a calorimeter like that shown in **Figure 5.12**. The metal and water come to the same temperature at 24.6 °C. How much heat did the metal give up to the water? What is the specific heat of the metal?

23. If a reaction produces 1.506 kJ of heat, which is trapped in 30.0 g of water initially at 26.5 °C in a calorimeter like that in **Figure 5.12**, what is the resulting temperature of the water?
24. A 0.500-g sample of KCl is added to 50.0 g of water in a calorimeter (**Figure 5.12**). If the temperature decreases by 1.05 °C, what is the approximate amount of heat involved in the dissolution of the KCl, assuming the heat capacity of the resulting solution is 4.18 J/g °C? Is the reaction exothermic or endothermic?
25. Dissolving 3.0 g of CaCl<sub>2</sub>(s) in 150.0 g of water in a calorimeter (**Figure 5.12**) at 22.4 °C causes the temperature to rise to 25.8 °C. What is the approximate amount of heat involved in the dissolution, assuming the heat capacity of the resulting solution is 4.18 J/g °C? Is the reaction exothermic or endothermic?
26. When 50.0 g of 0.200 M NaCl(aq) at 24.1 °C is added to 100.0 g of 0.100 M AgNO<sub>3</sub>(aq) at 24.1 °C in a calorimeter, the temperature increases to 25.2 °C as AgCl(s) forms. Assuming the specific heat of the solution and products is 4.20 J/g °C, calculate the approximate amount of heat in joules produced.
27. The addition of 3.15 g of Ba(OH)<sub>2</sub>·8H<sub>2</sub>O to a solution of 1.52 g of NH<sub>4</sub>SCN in 100 g of water in a calorimeter caused the temperature to fall by 3.1 °C. Assuming the specific heat of the solution and products is 4.20 J/g °C, calculate the approximate amount of heat absorbed by the reaction, which can be represented by the following equation:
- $$\text{Ba(OH)}_2 \cdot 8\text{H}_2\text{O(s)} + 2\text{NH}_4\text{SCN(aq)} \longrightarrow \text{Ba(SCN)}_2\text{(aq)} + 2\text{NH}_3\text{(aq)} + 10\text{H}_2\text{O(l)}$$
28. The reaction of 50 mL of acid and 50 mL of base described in **Example 5.5** increased the temperature of the solution by 6.9 degrees. How much would the temperature have increased if 100 mL of acid and 100 mL of base had been used in the same calorimeter starting at the same temperature of 22.0 °C? Explain your answer.
29. If the 3.21 g of NH<sub>4</sub>NO<sub>3</sub> in **Example 5.6** were dissolved in 100.0 g of water under the same conditions, how much would the temperature change? Explain your answer.
30. When 1.0 g of fructose, C<sub>6</sub>H<sub>12</sub>O<sub>6</sub>(s), a sugar commonly found in fruits, is burned in oxygen in a bomb calorimeter, the temperature of the calorimeter increases by 1.58 °C. If the heat capacity of the calorimeter and its contents is 9.90 kJ/°C, what is *q* for this combustion?
31. When a 0.740-g sample of trinitrotoluene (TNT), C<sub>7</sub>H<sub>5</sub>N<sub>2</sub>O<sub>6</sub>, is burned in a bomb calorimeter, the temperature increases from 23.4 °C to 26.9 °C. The heat capacity of the calorimeter is 534 J/°C, and it contains 675 mL of water. How much heat was produced by the combustion of the TNT sample?
32. One method of generating electricity is by burning coal to heat water, which produces steam that drives an electric generator. To determine the rate at which coal is to be fed into the burner in this type of plant, the heat of combustion per ton of coal must be determined using a bomb calorimeter. When 1.00 g of coal is burned in a bomb calorimeter (**Figure 5.17**), the temperature increases by 1.48 °C. If the heat capacity of the calorimeter is 21.6 kJ/°C, determine the heat produced by combustion of a ton of coal (2.000 × 10<sup>3</sup> pounds).
33. The amount of fat recommended for someone with a daily diet of 2000 Calories is 65 g. What percent of the calories in this diet would be supplied by this amount of fat if the average number of Calories for fat is 9.1 Calories/g?
34. A teaspoon of the carbohydrate sucrose (common sugar) contains 16 Calories (16 kcal). What is the mass of one teaspoon of sucrose if the average number of Calories for carbohydrates is 4.1 Calories/g?
35. What is the maximum mass of carbohydrate in a 6-oz serving of diet soda that contains less than 1 Calorie per can if the average number of Calories for carbohydrates is 4.1 Calories/g?
36. A pint of premium ice cream can contain 1100 Calories. What mass of fat, in grams and pounds, must be produced in the body to store an extra 1.1 × 10<sup>3</sup> Calories if the average number of Calories for fat is 9.1 Calories/g?
37. A serving of a breakfast cereal contains 3 g of protein, 18 g of carbohydrates, and 6 g of fat. What is the Calorie content of a serving of this cereal if the average number of Calories for fat is 9.1 Calories/g, for carbohydrates is 4.1 Calories/g, and for protein is 4.1 Calories/g?
38. Which is the least expensive source of energy in kilojoules per dollar: a box of breakfast cereal that weighs 32 ounces and costs \$4.23, or a liter of isooctane (density, 0.6919 g/mL) that costs \$0.45? Compare the nutritional value

of the cereal with the heat produced by combustion of the isooctane under standard conditions. A 1.0-ounce serving of the cereal provides 130 Calories.

### 5.3 Enthalpy

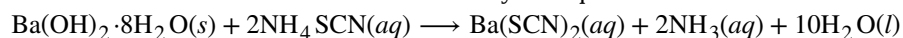
39. Explain how the heat measured in **Example 5.5** differs from the enthalpy change for the exothermic reaction described by the following equation:



40. Using the data in the check your learning section of **Example 5.5**, calculate  $\Delta H$  in kJ/mol of  $\text{AgNO}_3(aq)$  for the reaction:  $\text{NaCl}(aq) + \text{AgNO}_3(aq) \longrightarrow \text{AgCl}(s) + \text{NaNO}_3(aq)$

41. Calculate the enthalpy of solution ( $\Delta H$  for the dissolution) per mole of  $\text{NH}_4\text{NO}_3$  under the conditions described in **Example 5.6**.

42. Calculate  $\Delta H$  for the reaction described by the equation.



43. Calculate the enthalpy of solution ( $\Delta H$  for the dissolution) per mole of  $\text{CaCl}_2$ .

44. Although the gas used in an oxyacetylene torch (**Figure 5.7**) is essentially pure acetylene, the heat produced by combustion of one mole of acetylene in such a torch is likely not equal to the enthalpy of combustion of acetylene listed in **Table 5.2**. Considering the conditions for which the tabulated data are reported, suggest an explanation.

45. How much heat is produced by burning 4.00 moles of acetylene under standard state conditions?

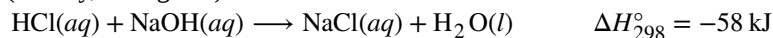
46. How much heat is produced by combustion of 125 g of methanol under standard state conditions?

47. How many moles of isooctane must be burned to produce 100 kJ of heat under standard state conditions?

48. What mass of carbon monoxide must be burned to produce 175 kJ of heat under standard state conditions?

49. When 2.50 g of methane burns in oxygen, 125 kJ of heat is produced. What is the enthalpy of combustion per mole of methane under these conditions?

50. How much heat is produced when 100 mL of 0.250 M HCl (density, 1.00 g/mL) and 200 mL of 0.150 M NaOH (density, 1.00 g/mL) are mixed?



If both solutions are at the same temperature and the heat capacity of the products is 4.19 J/g °C, how much will the temperature increase? What assumption did you make in your calculation?

51. A sample of 0.562 g of carbon is burned in oxygen in a bomb calorimeter, producing carbon dioxide. Assume both the reactants and products are under standard state conditions, and that the heat released is directly proportional to the enthalpy of combustion of graphite. The temperature of the calorimeter increases from 26.74 °C to 27.93 °C. What is the heat capacity of the calorimeter and its contents?

52. Before the introduction of chlorofluorocarbons, sulfur dioxide (enthalpy of vaporization, 6.00 kcal/mol) was used in household refrigerators. What mass of  $\text{SO}_2$  must be evaporated to remove as much heat as evaporation of 1.00 kg of  $\text{CCl}_2\text{F}_2$  (enthalpy of vaporization is 17.4 kJ/mol)?

The vaporization reactions for  $\text{SO}_2$  and  $\text{CCl}_2\text{F}_2$  are  $\text{SO}_2(l) \longrightarrow \text{SO}_2(g)$  and  $\text{CCl}_2\text{F}(l) \longrightarrow \text{CCl}_2\text{F}_2(g)$ , respectively.

53. Homes may be heated by pumping hot water through radiators. What mass of water will provide the same amount of heat when cooled from 95.0 to 35.0 °C, as the heat provided when 100 g of steam is cooled from 110 °C to 100 °C.

54. Which of the enthalpies of combustion in **Table 5.2** the table are also standard enthalpies of formation?

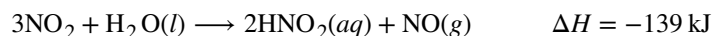
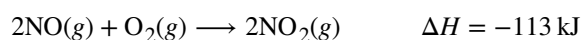
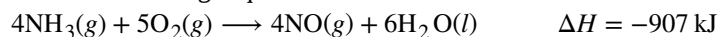
55. Does the standard enthalpy of formation of  $\text{H}_2\text{O}(g)$  differ from  $\Delta H^\circ$  for the reaction  $2\text{H}_2(g) + \text{O}_2(g) \longrightarrow 2\text{H}_2\text{O}(g)$ ?

**56.** Joseph Priestly prepared oxygen in 1774 by heating red mercury(II) oxide with sunlight focused through a lens. How much heat is required to decompose exactly 1 mole of red  $\text{HgO}(s)$  to  $\text{Hg}(l)$  and  $\text{O}_2(g)$  under standard conditions?

**57.** How many kilojoules of heat will be released when exactly 1 mole of manganese, Mn, is burned to form  $\text{Mn}_3\text{O}_4(s)$  at standard state conditions?

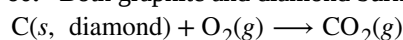
**58.** How many kilojoules of heat will be released when exactly 1 mole of iron, Fe, is burned to form  $\text{Fe}_2\text{O}_3(s)$  at standard state conditions?

**59.** The following sequence of reactions occurs in the commercial production of aqueous nitric acid:

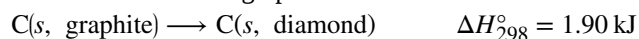


Determine the total energy change for the production of one mole of aqueous nitric acid by this process.

**60.** Both graphite and diamond burn.



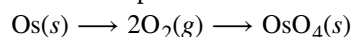
For the conversion of graphite to diamond:



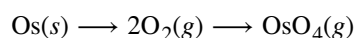
Which produces more heat, the combustion of graphite or the combustion of diamond?

**61.** From the molar heats of formation in **Appendix G**, determine how much heat is required to evaporate one mole of water:  $\text{H}_2\text{O}(l) \longrightarrow \text{H}_2\text{O}(g)$

**62.** Which produces more heat?

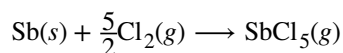


or

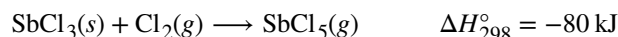
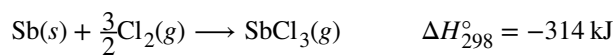


for the phase change  $\text{OsO}_4(s) \longrightarrow \text{OsO}_4(g) \quad \Delta H = 56.4 \text{ kJ}$

**63.** Calculate  $\Delta H_{298}^\circ$  for the process

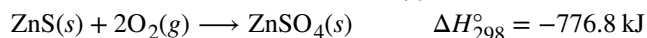



from the following information:



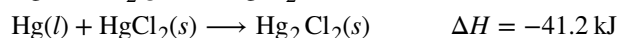
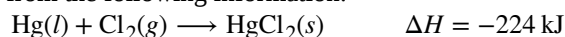
**64.** Calculate  $\Delta H_{298}^\circ$  for the process  $\text{Zn}(s) + \text{S}(s) + 2\text{O}_2(g) \longrightarrow \text{ZnSO}_4(s)$

from the following information:



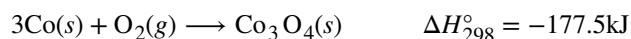
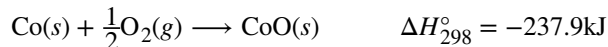
**65.** Calculate  $\Delta H$  for the process  $\text{Hg}_2\text{Cl}_2(s) \longrightarrow 2\text{Hg}(l) + \text{Cl}_2(g)$

from the following information:

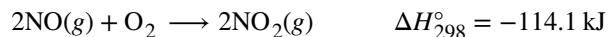
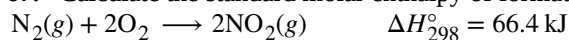


**66.** Calculate  $\Delta H_{298}^\circ$  for the process  $\text{Co}_3\text{O}_4(s) \longrightarrow 3\text{Co}(s) + 2\text{O}_2(g)$

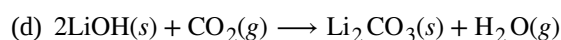
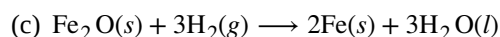
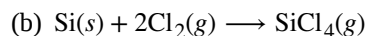
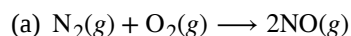
from the following information:



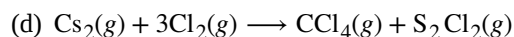
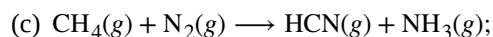
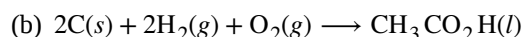
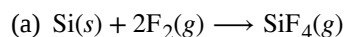
**67.** Calculate the standard molar enthalpy of formation of  $\text{NO}(g)$  from the following data:



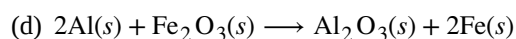
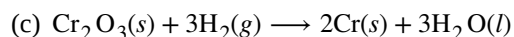
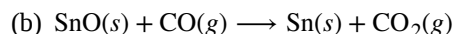
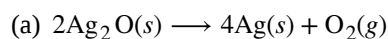
**68.** Using the data in **Appendix G**, calculate the standard enthalpy change for each of the following reactions:



**69.** Using the data in **Appendix G**, calculate the standard enthalpy change for each of the following reactions:



**70.** The following reactions can be used to prepare samples of metals. Determine the enthalpy change under standard state conditions for each.



**71.** The decomposition of hydrogen peroxide,  $\text{H}_2\text{O}_2$ , has been used to provide thrust in the control jets of various space vehicles. Using the data in **Appendix G**, determine how much heat is produced by the decomposition of exactly 1 mole of  $\text{H}_2\text{O}_2$  under standard conditions.



**72.** Calculate the enthalpy of combustion of propane,  $\text{C}_3\text{H}_8(g)$ , for the formation of  $\text{H}_2\text{O}(g)$  and  $\text{CO}_2(g)$ . The enthalpy of formation of propane is  $-104\text{kJ/mol}$ .

**73.** Calculate the enthalpy of combustion of butane,  $\text{C}_4\text{H}_{10}(g)$  for the formation of  $\text{H}_2\text{O}(g)$  and  $\text{CO}_2(g)$ . The enthalpy of formation of butane is  $-126\text{kJ/mol}$ .

**74.** Both propane and butane are used as gaseous fuels. Which compound produces more heat per gram when burned?

**75.** The white pigment  $\text{TiO}_2$  is prepared by the reaction of titanium tetrachloride,  $\text{TiCl}_4$ , with water vapor in the gas phase:  $\text{TiCl}_4(g) + 2\text{H}_2\text{O}(g) \longrightarrow \text{TiO}_2(s) + 4\text{HCl}(g)$ .

How much heat is evolved in the production of exactly 1 mole of  $\text{TiO}_2(s)$  under standard state conditions?



**76.** Water gas, a mixture of  $\text{H}_2$  and  $\text{CO}$ , is an important industrial fuel produced by the reaction of steam with red hot coke, essentially pure carbon:  $\text{C}(s) + \text{H}_2\text{O}(g) \longrightarrow \text{CO}(g) + \text{H}_2(g)$ .

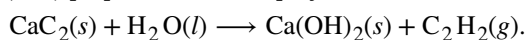
(a) Assuming that coke has the same enthalpy of formation as graphite, calculate  $\Delta H_{298}^\circ$  for this reaction.

(b) Methanol, a liquid fuel that could possibly replace gasoline, can be prepared from water gas and additional hydrogen at high temperature and pressure in the presence of a suitable catalyst:  $2\text{H}_2(g) + \text{CO}(g) \longrightarrow \text{CH}_3\text{OH}(g)$ .

Under the conditions of the reaction, methanol forms as a gas. Calculate  $\Delta H_{298}^\circ$  for this reaction and for the condensation of gaseous methanol to liquid methanol.

(c) Calculate the heat of combustion of 1 mole of liquid methanol to  $\text{H}_2\text{O}(g)$  and  $\text{CO}_2(g)$ .

**77.** In the early days of automobiles, illumination at night was provided by burning acetylene,  $\text{C}_2\text{H}_2$ . Though no longer used as auto headlamps, acetylene is still used as a source of light by some cave explorers. The acetylene is (was) prepared in the lamp by the reaction of water with calcium carbide,  $\text{CaC}_2$ :



Calculate the standard enthalpy of the reaction. The  $\Delta H_f^\circ$  of  $\text{CaC}_2$  is  $-15.14$  kcal/mol.

**78.** From the data in **Table 5.2**, determine which of the following fuels produces the greatest amount of heat per gram when burned under standard conditions:  $\text{CO}(g)$ ,  $\text{CH}_4(g)$ , or  $\text{C}_2\text{H}_2(g)$ .

**79.** The enthalpy of combustion of hard coal averages  $-35$  kJ/g, that of gasoline,  $1.28 \times 10^5$  kJ/gal. How many kilograms of hard coal provide the same amount of heat as is available from 1.0 gallon of gasoline? Assume that the density of gasoline is  $0.692$  g/mL (the same as the density of isooctane).

**80.** Ethanol,  $\text{C}_2\text{H}_5\text{OH}$ , is used as a fuel for motor vehicles, particularly in Brazil.

(a) Write the balanced equation for the combustion of ethanol to  $\text{CO}_2(g)$  and  $\text{H}_2\text{O}(g)$ , and, using the data in **Appendix G**, calculate the enthalpy of combustion of 1 mole of ethanol.

(b) The density of ethanol is  $0.7893$  g/mL. Calculate the enthalpy of combustion of exactly 1 L of ethanol.

(c) Assuming that an automobile's mileage is directly proportional to the heat of combustion of the fuel, calculate how much farther an automobile could be expected to travel on 1 L of gasoline than on 1 L of ethanol. Assume that gasoline has the heat of combustion and the density of *n*-octane,  $\text{C}_8\text{H}_{18}$  ( $\Delta H_f^\circ = -208.4$  kJ/mol; density =  $0.7025$  g/mL).

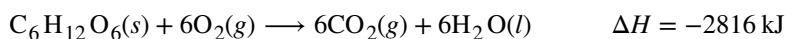
**81.** Among the substances that react with oxygen and that have been considered as potential rocket fuels are diborane [ $\text{B}_2\text{H}_6$ , produces  $\text{B}_2\text{O}_3(s)$  and  $\text{H}_2\text{O}(g)$ ], methane [ $\text{CH}_4$ , produces  $\text{CO}_2(g)$  and  $\text{H}_2\text{O}(g)$ ], and hydrazine [ $\text{N}_2\text{H}_4$ , produces  $\text{N}_2(g)$  and  $\text{H}_2\text{O}(g)$ ]. On the basis of the heat released by 1.00 g of each substance in its reaction with oxygen, which of these compounds offers the best possibility as a rocket fuel? The  $\Delta H_f^\circ$  of  $\text{B}_2\text{H}_6(g)$ ,  $\text{CH}_4(g)$ , and  $\text{N}_2\text{H}_4(l)$  may be found in **Appendix G**.

**82.** How much heat is produced when 1.25 g of chromium metal reacts with oxygen gas under standard conditions?

**83.** Ethylene,  $\text{C}_2\text{H}_2$ , a byproduct from the fractional distillation of petroleum, is fourth among the 50 chemical compounds produced commercially in the largest quantities. About 80% of synthetic ethanol is manufactured from ethylene by its reaction with water in the presence of a suitable catalyst.  $\text{C}_2\text{H}_4(g) + \text{H}_2\text{O}(g) \longrightarrow \text{C}_2\text{H}_5\text{OH}(l)$

Using the data in the table in **Appendix G**, calculate  $\Delta H^\circ$  for the reaction.

**84.** The oxidation of the sugar glucose,  $\text{C}_6\text{H}_{12}\text{O}_6$ , is described by the following equation:



The metabolism of glucose gives the same products, although the glucose reacts with oxygen in a series of steps in the body.

(a) How much heat in kilojoules can be produced by the metabolism of 1.0 g of glucose?

(b) How many Calories can be produced by the metabolism of 1.0 g of glucose?

**85.** Propane,  $C_3H_8$ , is a hydrocarbon that is commonly used as a fuel.

(a) Write a balanced equation for the complete combustion of propane gas.

(b) Calculate the volume of air at 25 °C and 1.00 atmosphere that is needed to completely combust 25.0 grams of propane. Assume that air is 21.0 percent  $O_2$  by volume. (Hint: we will see how to do this calculation in a later chapter on gases—for now use the information that 1.00 L of air at 25 °C and 1.00 atm contains 0.275 g of  $O_2$  per liter.)

(c) The heat of combustion of propane is  $-2,219.2$  kJ/mol. Calculate the heat of formation,  $\Delta H_f^\circ$  of propane given that  $\Delta H_f^\circ$  of  $H_2O(l) = -285.8$  kJ/mol and  $\Delta H_f^\circ$  of  $CO_2(g) = -393.5$  kJ/mol.

(d) Assuming that all of the heat released in burning 25.0 grams of propane is transferred to 4.00 kilograms of water, calculate the increase in temperature of the water.

**86.** During a recent winter month in Sheboygan, Wisconsin, it was necessary to obtain 3500 kWh of heat provided by a natural gas furnace with 89% efficiency to keep a small house warm (the efficiency of a gas furnace is the percent of the heat produced by combustion that is transferred into the house).

(a) Assume that natural gas is pure methane and determine the volume of natural gas in cubic feet that was required to heat the house. The average temperature of the natural gas was 56 °F; at this temperature and a pressure of 1 atm, natural gas has a density of 0.681 g/L.

(b) How many gallons of LPG (liquefied petroleum gas) would be required to replace the natural gas used? Assume the LPG is liquid propane [ $C_3H_8$ : density, 0.5318 g/mL; enthalpy of combustion, 2219 kJ/mol for the formation of  $CO_2(g)$  and  $H_2O(l)$ ] and the furnace used to burn the LPG has the same efficiency as the gas furnace.

(c) What mass of carbon dioxide is produced by combustion of the methane used to heat the house?

(d) What mass of water is produced by combustion of the methane used to heat the house?

(e) What volume of air is required to provide the oxygen for the combustion of the methane used to heat the house? Air contains 23% oxygen by mass. The average density of air during the month was 1.22 g/L.

(f) How many kilowatt-hours ( $1 \text{ kWh} = 3.6 \times 10^6 \text{ J}$ ) of electricity would be required to provide the heat necessary to heat the house? Note electricity is 100% efficient in producing heat inside a house.

(g) Although electricity is 100% efficient in producing heat inside a house, production and distribution of electricity is not 100% efficient. The efficiency of production and distribution of electricity produced in a coal-fired power plant is about 40%. A certain type of coal provides 2.26 kWh per pound upon combustion. What mass of this coal in kilograms will be required to produce the electrical energy necessary to heat the house if the efficiency of generation and distribution is 40%?