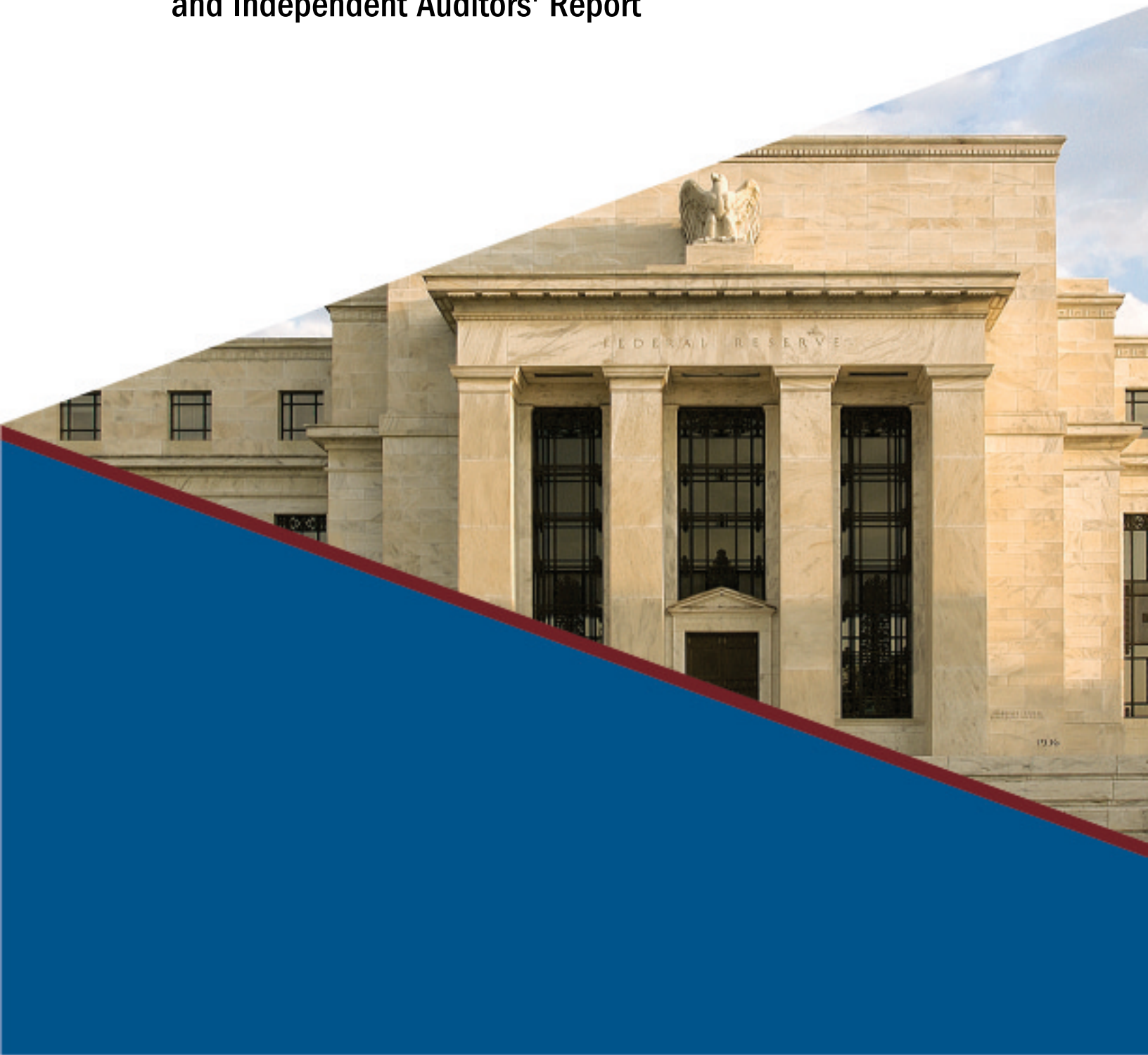




Federal Reserve Bank of New York Financial Statements

As of and for the Years Ended December 31, 2023 and 2022
and Independent Auditors' Report





The Federal Reserve System is the central bank of the United States. It performs five key functions to promote the effective operation of the U.S. economy and, more generally, the public interest.

The Federal Reserve

- **conducts the nation's monetary policy** to promote maximum employment, stable prices, and moderate long-term interest rates in the U.S. economy;
- **promotes the stability of the financial system** and seeks to minimize and contain systemic risks through active monitoring and engagement in the U.S. and abroad;
- **promotes the safety and soundness of individual financial institutions** and monitors their impact on the financial system as a whole;
- **fosters payment and settlement system safety and efficiency** through services to the banking industry and U.S. government that facilitate U.S.-dollar transactions and payments; and
- **promotes consumer protection and community development** through consumer-focused supervision and examination, research and analysis of emerging consumer issues and trends, community economic development activities, and administration of consumer laws and regulations.

To learn more about us, visit www.federalreserve.gov/aboutthefed.htm.

Contents

Management’s Report on Internal Control over Financial Reporting	1
Independent Auditors’ Report	2
Abbreviations	4
Consolidated Financial Statements	5
Consolidated Statements of Condition as of December 31, 2023 and December 31, 2022	5
Consolidated Statements of Operations for the years ended December 31, 2023 and December 31, 2022.....	6
Consolidated Statements of Changes in Capital for the years ended December 31, 2023 and December 31, 2022.....	7
Notes to Consolidated Financial Statements.....	8

FEDERAL RESERVE BANK *of* NEW YORK

33 LIBERTY STREET, NEW YORK, NY 10045-0001

Management's Report on Internal Control over Financial Reporting


To the Board of Directors

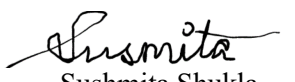
The management of the Federal Reserve Bank of New York (Bank) is responsible for the preparation and fair presentation of the FRBNY Consolidated Statements of Condition as of December 31, 2023 and 2022, and the FRBNY Consolidated Statements of Operations, and FRBNY Consolidated Statements of Changes in Capital, for the years then ended, including the related notes (collectively, the FRBNY consolidated financial statements). The FRBNY consolidated financial statements have been prepared in conformity with the accounting principles, policies, and practices established by the Board of Governors of the Federal Reserve System as set forth in the Financial Accounting Manual for Federal Reserve Banks (FAM), and, as such, include some amounts that are based on management judgments and estimates. To our knowledge, the FRBNY consolidated financial statements are, in all material respects, fairly presented in conformity with the accounting principles, policies and practices documented in the FAM and include all disclosures necessary for such fair presentation.


The management of the Bank is responsible for establishing and maintaining effective internal control over financial reporting as it relates to the FRBNY consolidated financial statements. The Bank's internal control over financial reporting is designed to provide reasonable assurance regarding the reliability of financial reporting and the preparation of FRBNY consolidated financial statements for external reporting purposes in accordance with the FAM. The Bank's internal control over financial reporting includes those policies and procedures that (i) pertain to the maintenance of records that in reasonable detail accurately and fairly reflect the transactions and dispositions of the Bank's assets; (ii) provide reasonable assurance that transactions are recorded as necessary to permit preparation of FRBNY consolidated financial statements in accordance with FAM, and that the Bank's receipts and expenditures are being made only in accordance with authorizations of its management and directors; and (iii) provide reasonable assurance regarding prevention or timely detection of unauthorized acquisition, use or disposition of the Bank's assets that could have a material effect on its FRBNY consolidated financial statements.

Even effective internal control, no matter how well designed, has inherent limitations, including the possibility of human error, and therefore can provide only reasonable assurance with respect to the preparation of reliable FRBNY consolidated financial statements. Also, projections of any evaluation of effectiveness to future periods are subject to the risk that controls may become inadequate because of changes in conditions, or that the degree of compliance with the policies or procedures may deteriorate.

The management of the Bank assessed its internal control over financial reporting based upon the criteria established in the *Internal Control – Integrated Framework (2013)* issued by the Committee of Sponsoring Organizations of the Treadway Commission. Based on this assessment, we believe that the Bank maintained effective internal control over financial reporting.


John C. Williams
President


Sushmita Shukla
First Vice President


Helen Mucciolo
Chief Financial Officer



KPMG LLP
345 Park Avenue
New York, NY 10154-0102

Report of Independent Registered Public Accounting Firm

To the Board of Governors of the Federal Reserve System
and the Board of Directors of the Federal Reserve Bank of New York:

We have audited the accompanying consolidated statements of condition of the Federal Reserve Bank of New York and subsidiaries as of December 31, 2023 and 2022, and the related consolidated statements of operations and changes in capital for the years then ended, and the related notes (collectively, the financial statements). We also have audited the Federal Reserve Bank of New York's internal control over financial reporting as of December 31, 2023, based on criteria established in *Internal Control – Integrated Framework (2013)* issued by the Committee of Sponsoring Organizations of the Treadway Commission. The Federal Reserve Bank of New York's management is responsible for these consolidated financial statements, for maintaining effective internal control over financial reporting, and for its assessment of the effectiveness of internal control over financial reporting, included in the accompanying Management's Report on Internal Control over Financial Reporting. Our responsibility is to express an opinion on these consolidated financial statements and an opinion on the Federal Reserve Bank of New York's internal control over financial reporting based on our audits.

We conducted our audits in accordance with the auditing standards of the Public Company Accounting Oversight Board (United States) and in accordance with auditing standards generally accepted in the United States of America. Those standards require that we plan and perform the audits to obtain reasonable assurance about whether the financial statements are free of material misstatement and whether effective internal control over financial reporting was maintained in all material respects. Our audits of the consolidated financial statements included performing procedures to assess the risks of material misstatement of the consolidated financial statements, whether due to error or fraud, and performing procedures that respond to those risks. Such procedures included examining, on a test basis, evidence regarding the amounts and disclosures in the consolidated financial statements. Our audits also included evaluating the accounting principles used and significant estimates made by management, as well as evaluating the overall presentation of the consolidated financial statements. Our audit of internal control over financial reporting included obtaining an understanding of internal control over financial reporting, assessing the risk that a material weakness exists, and testing and evaluating the design and operating effectiveness of internal control based on the assessed risk. Our audits also included performing such other procedures as we considered necessary in the circumstances. We believe that our audits provide a reasonable basis for our opinions.

The Federal Reserve Bank of New York's internal control over financial reporting is a process designed to provide reasonable assurance regarding the reliability of financial reporting and the preparation of consolidated financial statements for external purposes in accordance with the accounting principles established by the Board of Governors of the Federal Reserve System (the "Board") as described in Note 3 of the consolidated financial statements and as set forth in the *Financial Accounting Manual for Federal Reserve Banks* ("FAM"). The Federal Reserve Bank of New York's internal control over financial reporting includes those policies and procedures that (1) pertain to the maintenance of records that, in reasonable detail, accurately and fairly reflect the transactions and dispositions of the assets of the Federal Reserve Bank of New York; (2) provide reasonable assurance that transactions are recorded as necessary to permit preparation of consolidated financial statements in accordance with the FAM, and that receipts and expenditures of the Federal Reserve Bank of New York are being made only in accordance with authorizations of management and directors of the Federal Reserve Bank of New York; and (3) provide reasonable assurance regarding prevention or timely



detection of unauthorized acquisition, use, or disposition of the Federal Reserve Bank of New York's assets that could have a material effect on the consolidated financial statements.

Because of its inherent limitations, internal control over financial reporting may not prevent or detect misstatements. Also, projections of any evaluation of effectiveness to future periods are subject to the risk that controls may become inadequate because of changes in conditions, or that the degree of compliance with the policies or procedures may deteriorate.

As described in Note 3 to the consolidated financial statements, the Federal Reserve Bank of New York has prepared these consolidated financial statements in conformity with the accounting principles established by the Board, as set forth in the FAM, which is a basis of accounting other than U.S. generally accepted accounting principles.

In our opinion, the consolidated financial statements referred to above present fairly, in all material respects, the financial position of the Federal Reserve Bank of New York and subsidiaries as of December 31, 2023 and 2022, and the results of their operations and changes in capital for the years then ended, on the basis of accounting described in Note 3. Also, in our opinion, the Federal Reserve Bank of New York maintained, in all material respects, effective internal control over financial reporting as of December 31, 2023, based on criteria established in *Internal Control – Integrated Framework (2013)* issued by the Committee of Sponsoring Organizations of the Treadway Commission.

KPMG LLP

New York, New York
March 18, 2024

Abbreviations

ABS	Asset-Backed Securities
ACH	Automated clearinghouse
AOCI	Accumulated other comprehensive income
ASC	Accounting Standards Codification
ASU	Accounting Standards Update
BEP	Benefit Equalization Retirement Plan
BTFFP	Bank Term Funding Program
Bureau	Bureau of Consumer Financial Protection
CARES	Coronavirus Aid, Relief, and Economic Security
CECL	Current Expected Credit Losses
CMBS	Agency commercial mortgage-backed securities
DFMU	Designated financial market utility
ESF	Exchange Stabilization Fund
FAM	Financial Accounting Manual for Federal Reserve Banks
FASB	Financial Accounting Standards Board
FIMA	Foreign and International Monetary Authorities
FOMC	Federal Open Market Committee
FRA	Federal Reserve Act
FRBA	Federal Reserve Bank of Atlanta
FRBB	Federal Reserve Bank of Boston
FRFS	Federal Reserve Financial Services
GAAP	Accounting principles generally accepted in the United States of America
GSE	Government-sponsored enterprise
IMF	International Monetary Fund
LLC	Limited Liability Company
Main Street	MS Facilities LLC
MBS	Mortgage-backed securities
MLF	Municipal Liquidity Facility LLC
OEB	Office of Employee Benefits of the Federal Reserve System
PPP	Paycheck Protection Program
PPPLF	Paycheck Protection Program Liquidity Facility
RMBS	Agency residential mortgage-backed securities
SBA	Small Business Administration
SDR	Special drawing rights
SERP	Supplemental Retirement Plan for Select Officers of the Federal Reserve Banks
SOMA	System Open Market Account
STRIPS	Separate Trading of Registered Interest and Principal of Securities
TALF II	Term Asset-Backed Securities Loan Facility II LLC
TBA	To be announced
TIPS	Treasury Inflation-Protected Securities
VIE	Variable interest entity

Consolidated Statements of Condition as of December 31, 2023 and December 31, 2022

(in millions)

	2023	2022
ASSETS		
Gold certificates	\$ 3,357	\$ 3,453
Special drawing rights certificates	1,818	1,818
Coin	39	25
Loans:		
Loans to depository institutions	122	1,069
Other loans	9,206	2,077
System Open Market Account:		
Treasury securities, net (of which \$26,464 and \$26,450 is lent as of December 31, 2023 and 2022, respectively)	2,785,732	2,937,394
Federal agency and government-sponsored enterprise mortgage-backed securities, net	1,385,702	1,383,055
Government-sponsored enterprise debt securities, net (of which \$0 and \$12 is lent as of December 31, 2023 and 2022, respectively)	1,428	1,325
Foreign currency denominated investments, net	6,613	6,465
Central bank liquidity swaps	483	144
Accrued interest receivable	18,053	17,566
Consolidated variable interest entities: Assets held, net (including \$259 and \$155 measured at fair value as of December 31, 2023 and 2022, respectively)	259	7,526
Prepaid pension benefit costs	–	1,333
Other accrued interest receivable	161	7
Bank premises and equipment, net	471	475
Deferred asset—remittances to the Treasury	85,206	12,545
Interdistrict settlement account	–	53,270
Other assets	232	300
Total assets	<u>\$ 4,298,882</u>	<u>\$ 4,429,847</u>
LIABILITIES AND CAPITAL		
Federal Reserve notes outstanding, net	\$ 745,275	\$ 708,997
System Open Market Account:		
Securities sold under agreements to repurchase	776,620	1,481,480
Other liabilities	343	354
Deposits:		
Depository institutions	1,769,847	1,709,016
Treasury, general account	768,590	446,685
Other deposits	70,582	62,967
Interest payable to depository institutions and others	1,130	679
Consolidated variable interest entities: Other liabilities	–	2
Accrued benefit costs	543	559
Interdistrict settlement account	150,680	–
Other liabilities	224	86
Total liabilities	<u>4,283,834</u>	<u>4,410,825</u>
Reserve Bank capital		
Capital paid-in	\$ 12,469	\$ 12,457
Surplus (including accumulated other comprehensive income (loss) of \$172 and \$(1,482) at December 31, 2023 and 2022, respectively)	2,346	2,414
Total Reserve Bank capital	<u>14,815</u>	<u>14,871</u>
Consolidated variable interest entities formed to administer credit and liquidity facilities: Non-controlling interest	233	4,151
Total Reserve Bank capital and consolidated variable interest entities non-controlling interest	<u>15,048</u>	<u>19,022</u>
Total liabilities and capital	<u>\$ 4,298,882</u>	<u>\$ 4,429,847</u>

The accompanying notes are an integral part of these consolidated financial statements.

Consolidated Statements of Operations for the years ended December 31, 2023 and December 31, 2022

(in millions)

		2023	2022
INTEREST INCOME			
Loans:	Note 4		
Loans to depository institutions		\$ 1,343	\$ 15
Other loans		212	11
System Open Market Account:	Note 5		
Securities purchased under agreements to resell		101	–
Treasury securities, net		58,178	60,994
Federal agency and government-sponsored enterprise mortgage-backed securities, net		31,063	28,407
Government-sponsored enterprise debt securities, net		72	70
Foreign currency denominated investments, net		87	(1)
Central bank liquidity swaps		7	6
Total interest income		<u>91,063</u>	<u>89,502</u>
INTEREST EXPENSE			
System Open Market Account:	Note 5		
Securities sold under agreements to repurchase		\$ 56,794	\$ 21,551
Other		–	2
Depository institutions and others		104,515	38,460
Total interest expense		<u>161,309</u>	<u>60,013</u>
Net interest (expense) income		<u>(70,246)</u>	<u>29,489</u>
OTHER ITEMS OF INCOME (LOSS)			
System Open Market Account:	Note 5		
Treasury securities losses, net		\$ (17)	\$ (3)
Federal agency and government-sponsored enterprise mortgage-backed securities losses, net		(31)	(126)
Foreign currency translation losses, net		(25)	(605)
Other		13	43
Income from services		161	134
Reimbursable services to government agencies		141	190
Other components of net benefit costs	Notes 9, 10	131	633
Other		(17)	(13)
Total other items of income		<u>356</u>	<u>253</u>
OPERATING EXPENSES			
Salaries and benefits		\$ 812	\$ 782
System pension service cost	Note 9	319	946
Occupancy		71	75
Equipment		21	22
Other		448	375
Assessments:			
Board of Governors operating expenses and currency costs		619	568
Bureau of Consumer Financial Protection		251	247
Total operating expenses		<u>2,541</u>	<u>3,015</u>
Reserve Bank net (loss) income from operations		(72,431)	26,727
Consolidated variable interest entities: Income, net	Note 6	210	127
Consolidated variable interest entities: Non-controlling (income), net	Note 6	(168)	(99)
Reserve Bank and consolidated variable interest entities net (loss) income before providing remittances to the Treasury		(72,389)	26,755
Earnings remittances to the Treasury, net	Note 12	(72,661)	27,601
Net income (loss) after providing for remittances to the Treasury		<u>272</u>	<u>(846)</u>
Change in prior service costs related to benefit plans	Notes 9, 10, 11	85	(4)
Change in actuarial gains related to benefit plans	Notes 9, 10, 11	83	1,307
Total other comprehensive income		<u>168</u>	<u>1,303</u>
Comprehensive income		<u>\$ 440</u>	<u>\$ 457</u>

The accompanying notes are an integral part of these consolidated financial statements.

Consolidated Statements of Changes in Capital for the years ended December 31, 2023 and December 31, 2022

(In millions, except share data)

	Reserve Bank Capital					Consolidated variable interest entities: Non-controlling interest	Total Reserve Bank capital and consolidated variable interest entities non-controlling interest
	Capital paid-in	Surplus			Total Reserve Bank capital		
		Net income retained	Accumulated other comprehensive income (loss)	Total surplus			
Balance at December 31, 2021							
(235,948,376 shares of Reserve Bank capital stock)	\$ 11,797	\$ 5,148	\$ (2,785)	\$ 2,363	\$ 14,160	\$ 5,742	\$ 19,902
Net change in capital stock issued (13,184,493 shares)	660	–	–	–	660	–	660
Comprehensive income:							
Reserve Bank net loss after providing for remittances to the Treasury	–	(874)	–	(874)	(874)	–	(874)
Consolidated variable interest entities: Income, net	–	28	–	28	28	99	127
Other comprehensive income	–	–	1,303	1,303	1,303	–	1,303
Dividends on capital stock	–	(406)	–	(406)	(406)	–	(406)
Consolidated variable interest entities: Non-controlling interest—capital (distribution)	–	–	–	–	–	(1,690)	(1,690)
Net change in Reserve Bank capital and non-controlling interest	660	(1,252)	1,303	51	711	(1,591)	(880)
Balance at December 31, 2022							
(249,132,869 shares of Reserve Bank capital stock)	\$ 12,457	\$ 3,896	\$ (1,482)	\$ 2,414	\$ 14,871	\$ 4,151	\$ 19,022
Net change in capital stock issued (253,366 shares)	12	–	–	–	12	–	12
Comprehensive income:							
Reserve Bank net income after providing for remittances to the Treasury	–	230	–	230	230	–	230
Consolidated variable interest entities: Income, net	–	42	–	42	42	168	210
Other comprehensive income	–	–	168	168	168	–	168
Pension plan transfer	–	(1,486)	1,486	–	–	–	–
Dividends on capital stock	–	(508)	–	(508)	(508)	–	(508)
Consolidated variable interest entities: Non-controlling interest—capital (distribution)	–	–	–	–	–	(3,894)	(3,894)
Consolidated variable interest entities: Non-controlling interest—(earnings distribution)	–	–	–	–	–	(192)	(192)
Net change in Reserve Bank capital and non-controlling interest	12	(1,722)	1,654	(68)	(56)	(3,918)	(3,974)
Balance at December 31, 2023							
(249,386,235 shares of Reserve Bank capital stock)	\$ 12,469	\$ 2,174	\$ 172	\$ 2,346	\$ 14,815	\$ 233	\$ 15,048

The accompanying notes are an integral part of these consolidated financial statements.

Notes to Consolidated Financial Statements

(1) STRUCTURE

The Federal Reserve Bank of New York (Bank) is part of the Federal Reserve System (System) and is one of the 12 Federal Reserve Banks (Reserve Banks) created by Congress under the Federal Reserve Act of 1913 (FRA), which established the central bank of the United States. The Reserve Banks are chartered by the federal government and possess a unique set of governmental, corporate, and central bank characteristics. The Bank serves the Second Federal Reserve District, which includes the State of New York, the 12 northern counties of New Jersey, Fairfield County, Connecticut, the Commonwealth of Puerto Rico, and the U.S. Virgin Islands.

In accordance with the FRA, supervision and control of the Bank is exercised by a board of directors. The FRA specifies the composition of the board of directors for each of the Reserve Banks. Each board is composed of nine members serving three-year terms: three directors, including those designated as chairman and deputy chairman, are appointed by the Board of Governors of the Federal Reserve System (Board of Governors) to represent the public, and six directors are elected by member banks. Banks that are members of the System include all national banks and state-chartered banks that apply and are approved for membership. Member banks are divided into three classes according to size. Member banks in each class elect one director representing member banks and one director representing the public. In any election of directors, each member bank receives one vote, regardless of the number of shares of Reserve Bank stock it holds.

In addition to the Reserve Banks, the System also consists, in part, of the Board of Governors and the Federal Open Market Committee (FOMC). The Board of Governors, an independent federal agency, is charged by the FRA with a number of specific duties, including general supervision over the Reserve Banks. The FOMC is composed of members of the Board of Governors, the president of the Bank, and, on a rotating basis, four other Reserve Bank presidents.

(2) OPERATIONS AND SERVICES

The Reserve Banks perform a variety of services and operations. These functions include participating in formulating and conducting monetary policy; participating in the payment system, including transfers of funds, automated clearinghouse (ACH) operations, check collection, and a nationwide instant payments settlement service, named the FedNow Service; distributing coin and currency; performing fiscal agency functions for the U.S. Department of the Treasury (Treasury), certain federal agencies, and other entities; serving as the federal government's bank; providing short-term loans to depository institutions; providing loans to participants in programs or facilities with broad-based eligibility in unusual and exigent circumstances; serving consumers and communities by providing educational materials and information regarding financial consumer protection rights and laws and information on community development programs and activities; and supervising bank holding companies, state member banks, savings and loan holding companies, U.S. offices of foreign banking organizations, Edge Act and agreement corporations, and certain financial market utilities that have been designated as systemically important. Certain services are provided to foreign official and international account holders, primarily by the Bank.

The FOMC, in conducting monetary policy, establishes policy regarding domestic open market operations and oversees these operations. The FOMC has selected the Bank to execute open market transactions on behalf of the Reserve Banks as provided in its annual authorization. As such, the Bank holds the resulting securities and agreements in a portfolio known as the System Open Market Account (SOMA). The FOMC authorizes and directs the Bank to conduct operations in domestic markets, including the direct purchase and sale of Treasury securities, federal agency and government-sponsored enterprise (GSE) residential mortgage-backed securities (RMBS), federal agency and GSE commercial mortgage-backed securities (CMBS), and GSE debt securities; the purchase of these securities under agreements to resell; the sale of these securities under agreements to repurchase; and the exchange, at market prices, of these securities that are maturing. The Bank is authorized and directed to lend the Treasury securities and GSE debt securities that are held in the SOMA.

To be prepared to meet the needs specified by the FOMC to carry out the System's central bank responsibilities, the FOMC authorized and directed the Bank to execute standalone spot and forward foreign exchange transactions in certain foreign currencies, to hold balances in those currencies, and to invest such foreign currency holdings, while maintaining adequate liquidity. The Bank holds these securities and agreements in the SOMA.

Because of the global character of bank funding markets, the System has, at times, coordinated with other central banks to provide liquidity. The FOMC authorized and directed the Bank to maintain standing and temporary U.S. dollar liquidity swap arrangements and standing foreign currency liquidity swap arrangements with various foreign banks. The Bank holds amounts outstanding under these liquidity swap lines in the SOMA.

The FOMC has authorized and directed the Bank to conduct small-value exercises periodically for the purpose of testing operational readiness.

On March 12, 2023, each Federal Reserve Bank established and commenced operation of the Bank Term Funding Program (BTFP), pursuant to section 13(3) of the FRA. The BTFP was established to support American businesses and households by making additional funding available to eligible depository institutions to help assure banks have the ability to meet the needs of all their depositors. The BTFP's authority to extend new loans ended March 11, 2024, and the facility will continue to operate until all loans are paid off and operations cease.

In response to the coronavirus pandemic that began in 2020, the Board of Governors authorized the operation of several lending facilities under section 13(3) of the FRA. The authority granted to these lending facilities to extend loans or purchase eligible assets has ended.

On April 8, 2020, each Federal Reserve Bank established and commenced operation of the Paycheck Protection Program Liquidity Facility (PPPLF). The PPPLF offered a source of liquidity to financial institution lenders that lend to small businesses through the Small Business Administration's (SBA) Paycheck Protection Program (PPP). The PPPLF's authority to extend new loans ended July 30, 2021, and the facility will continue to operate until all loans are paid off and operations cease.

The Board of Governors authorized the Federal Reserve Bank of Boston (FRBB) to operate the following lending facility:

- On April 9, 2020, the Main Street Lending Program (MSLP) was established to support lending to small and medium-sized businesses and non-profit organizations that were in sound financial condition before the onset of the coronavirus pandemic. The MSLP lending program involved the purchase of participations in loans originated by eligible lenders. The MSLP includes five facilities: Main Street New Loan Facility, Main Street Expanded Loan Facility, Main Street Priority Loan Facility, Non-profit Organization New Loan Facility, and Non-profit Organization Expanded Loan Facility. The MS Facilities LLC (Main Street) was established to administer the facilities. The Treasury, using funds appropriated to the Exchange Stabilization Fund (ESF) through the Coronavirus Aid, Relief, and Economic Security (CARES) Act, made an equity investment in Main Street. The facilities' authority to purchase loan participations ended January 8, 2021, and the FRBB will continue to manage operations until the closure of Main Street.

The Board of Governors authorized the Bank to operate the following lending facilities:

- On March 22, 2020, the Term Asset-Backed Securities Loan Facility (TALF) was established to provide loans to U.S. companies secured by certain AAA-rated asset-backed securities (ABS) backed by consumer and business loans. Term Asset-Backed Securities Loan Facility II Limited Liability Company (LLC) (TALF II)

was established to administer the facility. The Treasury, using funds appropriated to the ESF through the CARES Act, made an equity investment in TALF II. The TALF's authority to extend loans ended December 31, 2020, and TALF II was terminated in March 2024.

- On April 8, 2020, the Municipal Liquidity Facility was established to support lending to state, city, and county governments, certain multistate entities, and other issuers of municipal securities. Municipal Liquidity Facility LLC (MLF) was established to administer the facility. The Treasury, using funds appropriated to the ESF through the CARES Act, made an equity investment in MLF. The facility's authority to purchase eligible assets ended December 31, 2020, and MLF was terminated in March 2024.

Additional information related to the lending facilities that the Bank participates in is provided in Notes 4, 6, and 13.

Although the Reserve Banks are separate legal entities, they collaborate on the delivery of certain services to achieve greater efficiency and effectiveness. This collaboration takes the form of centralized operations and product or function offices that have responsibility for the delivery of certain services on behalf of the Reserve Banks. Various operational and management models are used and are supported by service agreements among the Reserve Banks. In some cases, costs incurred by a Reserve Bank for services provided to other Reserve Banks are not shared; in other cases, the Reserve Banks are reimbursed for costs incurred in providing services to other Reserve Banks. Major services provided by the Bank on behalf of the System for which the costs were not reimbursed by the other Reserve Banks include management of the SOMA, Fedwire funds and securities, and National Settlement Services.

(3) SIGNIFICANT ACCOUNTING POLICIES

Accounting principles for entities with the unique powers and responsibilities of the nation's central bank have not been formulated by accounting standard-setting bodies. The Board of Governors has developed specialized accounting principles and practices that it considers to be appropriate for the nature and function of a central bank. These accounting principles and practices are documented in the Financial Accounting Manual for Federal Reserve Banks (FAM), which is issued by the Board of Governors. The Reserve Banks are required to adopt and apply accounting policies and practices that are consistent with the FAM. The consolidated financial statements and associated disclosures have been prepared in accordance with the FAM.

Due to the unique nature of the Bank's powers and responsibilities as part of the nation's central bank and given the System's unique responsibility to conduct monetary policy, the Board of Governors has adopted accounting principles and practices in the FAM that differ from accounting principles generally accepted in the United States of America (GAAP). The more significant differences are the presentation of all SOMA securities holdings at amortized cost, adjusted for credit impairment, if any, and the recording of all SOMA securities on a settlement-date basis. Amortized cost, rather than the fair value presentation, more appropriately reflects the financial position associated with the Bank's securities holdings given the System's unique responsibility to conduct monetary policy. Although the application of fair value measurements to the securities holdings may result in values substantially greater or less than their carrying values, these unrealized changes in value have no direct effect on the quantity of reserves available to the banking system or on the ability of the Reserve Banks, as the central bank, to meet their financial obligations and responsibilities. Both the domestic and foreign components of the SOMA portfolio may involve transactions that result in gains or losses when holdings are sold before maturity. Decisions regarding securities and foreign currency transactions, including their purchase and sale, are primarily motivated by monetary policy and financial stability objectives rather than profit. Accordingly, fair values, earnings, and gains or losses resulting from the sale of such securities and currencies are incidental to open market operations and do not motivate decisions related to policy or open market activities. Accounting for these securities on a settlement-date basis, rather than the trade-date basis required by GAAP, better reflects the timing of the transaction's effect on the quantity of reserves in the banking system.

In addition, the Bank does not present a Consolidated Statement of Cash Flows as required by GAAP because the liquidity and cash position of the Bank are not a primary concern given the Bank's unique powers and responsibilities as a central bank. Other information regarding the Bank's activities is provided in, or may be derived from, the Consolidated Statements of Condition, Operations, and Changes in Capital, and the accompanying notes to the consolidated financial statements. Other than those described above, the accounting policies described in FAM are generally consistent with those in GAAP and the

references to GAAP in the notes to the consolidated financial statements highlight those areas where FAM is consistent with GAAP.

Preparing the consolidated financial statements in conformity with the FAM requires management to make certain estimates and assumptions that affect the reported amounts of assets and liabilities, the disclosure of contingent assets and liabilities at the date of the consolidated financial statements, and the reported amounts of income and expenses during the reporting period. Actual results could differ from those estimates.

Effective August 1, 2023, the Office of Employee Benefits of the Federal Reserve System (OEB), previously a separate legal entity from the Federal Reserve Banks, was integrated into the operations of the Federal Reserve Bank of Atlanta (FRBA). In addition, employer accounting for the Retirement Plan for Employees of the Federal Reserve System (System Plan) and associated balance sheet accounts were transferred from the Bank to the FRBA on August 1, 2023. The balances are reported on the FRBA's Statements of Condition and the Statements of Changes in Capital as of December 31, 2023, and on the Bank's Consolidated Statements of Condition and Consolidated Statements of Changes in Capital as of December 31, 2022. The Bank recorded pension plan expenses for the first seven months of 2023, and the FRBA recorded pension plan expenses during the last five months of 2023. See Note 9 for additional information.

Significant accounts and accounting policies are explained below.

a. Consolidation

The consolidated financial statements include the accounts and results of operations of the Bank as well as the variable interest entities (VIEs) of MLF and TALF II LLCs. The consolidation of the VIEs were assessed in accordance with Financial Accounting Standards Board (FASB) Accounting Standards Codification (ASC) Topic 810 (ASC 810), Consolidation, which requires VIEs to be consolidated by its controlling financial interest holder. The Bank is the managing member and the Treasury is the preferred equity member of the LLCs. Intercompany balances and transactions have been eliminated in consolidation. See Note 6 for additional information on the VIEs. The assets and liabilities of each LLC have been accounted for and consolidated with the assets and liabilities of the Bank. The consolidated financial statements of the Bank include accounts and results of operations of Maiden & Nassau LLC, a Delaware LLC wholly owned by the Bank, which was formed to own and operate the 33 Maiden Lane building.

The Bank consolidates a VIE if the Bank has a controlling financial interest, which is defined as the power to direct the significant economic activities of the entity and the obligation to absorb losses or the right to

receive benefits of the entity that could potentially be significant to the VIE. To determine whether it is the controlling financial interest holder of a VIE, the Bank evaluates the VIEs' design, capital structure, and relationships with the variable interest holders. The Bank reconsiders whether it has a controlling financial interest in a VIE, as required by FASB ASC 810, Consolidation, at each reporting date or if there is an event that requires consideration.

The Dodd-Frank Wall Street Reform and Consumer Protection Act of 2010 (Dodd-Frank Act) established the Bureau of Consumer Financial Protection (Bureau) as an independent bureau within the System that has supervisory authority over some institutions previously supervised by the Reserve Banks in connection with those institutions' compliance with consumer protection statutes. Section 1017 of the Dodd-Frank Act provides that the financial statements of the Bureau are not to be consolidated with those of the Board of Governors or the System. The Board of Governors funds the Bureau through assessments on the Reserve Banks as required by the Dodd-Frank Act. The Reserve Banks reviewed the law and evaluated the design of and their relationship to the Bureau and determined that it should not be consolidated in the Bank's consolidated financial statements.

b. Gold and Special Drawing Rights Certificates

The Secretary of the Treasury is authorized to issue gold certificates to the Reserve Banks. Upon authorization, the Reserve Banks acquire gold certificates by crediting equivalent amounts in dollars to the account established for the Treasury. The gold certificates held by the Reserve Banks are required to be backed by the gold owned by the Treasury. The Treasury may reacquire the gold certificates at any time, and the Reserve Banks must deliver them to the Treasury. At such time, the Treasury's account is charged, and the Reserve Banks' gold certificate accounts are reduced. The value of gold for purposes of backing the gold certificates is set by law at \$42 2/9 per fine troy ounce. Gold certificates are recorded by the Reserve Banks at original cost. The Board of Governors allocates the gold certificates among the Reserve Banks once a year based on each Reserve Bank's average Federal Reserve notes outstanding during the preceding 12 months.

Special drawing rights (SDR) are issued by the International Monetary Fund (IMF) to its members in proportion to each member's quota in the IMF at the time of issuance. SDRs serve as a supplement to international monetary reserves and may be transferred from one national monetary authority to another. Under the law providing for U.S. participation in the SDR system, the Secretary of the Treasury is authorized to issue SDR certificates to the Reserve Banks. When SDR certificates are issued to the Reserve Banks, equivalent amounts in U.S. dollars are credited to the account established for the Treasury and the Reserve Banks' SDR certificate accounts are increased. The Reserve Banks are required to purchase SDR certificates, at the direction of the Treasury, for the purpose of financing SDR acquisitions or for financing exchange-stabilization operations. At the time SDR certificate transactions

occur, the Board of Governors allocates the SDR certificates among the Reserve Banks based upon each Reserve Bank's Federal Reserve notes outstanding at the end of the preceding calendar year. SDR certificates are recorded by the Reserve Banks at original cost.

c. Coin

The amount reported as coin in the Consolidated Statements of Condition represents the face value of all United States coin held by the Bank. The Bank buys coin at face value from the U.S. Mint in order to fill depository institution orders.

d. Loans

Loans to depository institutions and other loans, consisting of loans issued by PPPLF and BTFP, are reported at their outstanding principal balances and interest income is recognized on an accrual basis. Accrued interest on loans to depository institutions and other loans is reported as a component of "Other accrued interest receivable" in the Consolidated Statements of Condition.

If receipt of income on a loan becomes doubtful, the loan is reclassified to non-accrual status. The Bank would discontinue recognizing interest income on non-accrual status loans until the borrower's repayment performance demonstrates principal and interest would be received in accordance with the terms of the loan agreement. If the Bank discontinues recording interest on a non-accrual status loan, cash payments are first applied to principal until the loan balance is reduced to zero, subsequent payments are applied as recoveries of interest income previously deemed uncollectible and then any remaining amounts as interest income.

e. Securities Purchased Under Agreements to Resell, Securities Sold Under Agreements to Repurchase, and Securities Lending

The Bank may engage in purchases of securities under agreements to resell (repurchase agreements) under the standard monetary policy repurchase agreement operations and domestic standing repurchase agreement facility with primary dealers and eligible counterparties (repo operations) and foreign official and international account holders under the Foreign and International Monetary Authorities (FIMA) Repo Facility. Repo operations transactions are settled through a tri-party arrangement, in which a commercial custodial bank manages the collateral clearing, settlement, pricing, and pledging, and provides cash and securities custodial services for and on behalf of the Bank and the counterparty. The collateral pledged must exceed the principal amount of the transaction by a margin determined by the Bank for each class and maturity of acceptable collateral. Collateral designated by the Bank as acceptable under repo operations primarily include Treasury securities (including Treasury Inflation-Protected Securities (TIPS), Separate Trading of Registered Interest and Principal of Securities (STRIPS), and Treasury Floating Rate

Notes); direct obligations of several federal agencies and GSEs, including Federal National Mortgage Association, Federal Home Loan Mortgage Corporation, and Federal Home Loan Banks; and pass-through federal agency and GSE mortgage-backed securities (MBS). The FIMA Repo Facility is managed by the Bank, and acceptable collateral includes Treasury securities only. The repurchase agreements are accounted for as financing transactions with the associated interest income recognized over the life of the transaction. These repurchase agreements are reported at their contractual amounts as “System Open Market Account: Securities purchased under agreements to resell” and the related accrued interest receivable is reported as a component of “System Open Market Account: Accrued interest receivable” in the Consolidated Statements of Condition. Interest income is reported as “System Open Market Account: Securities purchased under agreements to resell” in the Consolidated Statements of Operations.

The Bank may engage in sales of securities under agreements to repurchase (reverse repurchase agreements) with primary dealers and with a set of expanded counterparties that includes banks, savings associations, GSEs, and domestic money market funds. Transactions under these reverse repurchase agreements are designed to have a margin of zero and are settled through a tri-party arrangement, similar to repo operations. Reverse repurchase agreements may also be executed with foreign official and international account holders as part of a service offering. Reverse repurchase agreements are collateralized by a pledge of an amount of Treasury securities, federal agency and GSE MBS, or GSE debt securities that are held in the SOMA. Reverse repurchase agreements are accounted for as financing transactions, and the associated interest expense is recognized over the life of the transaction. These reverse repurchase agreements are reported at their contractual amounts as “System Open Market Account: Securities sold under agreements to repurchase” and the related accrued interest payable is reported as a component of “System Open Market Account: Other liabilities” in the Consolidated Statements of Condition. Interest expense is reported as “System Open Market Account: Securities sold under agreements to repurchase” in the Consolidated Statements of Operations.

Treasury securities and GSE debt securities held in the SOMA may be lent to primary dealers, typically overnight, to facilitate the effective conduct of open market operations. The amortized cost basis of securities lent continues to be reported as “System Open Market Account: Treasury securities, net” and “System Open Market Account: Government-sponsored enterprise debt securities, net,” as appropriate, in the Consolidated Statements of Condition. Securities lending transactions are fully collateralized by Treasury securities based on the fair values of the securities lent increased by a margin determined by the Bank. The Bank charges the primary dealer a fee for borrowing securities, and these fees are reported as a component of “Other items of income (loss): System Open Market Account: Other” in the Consolidated Statements of Operations.

Activity related to repurchase agreements, reverse repurchase agreements, and securities lending is allocated to each of the Reserve Banks on a percentage basis derived from an annual settlement of the interdistrict settlement account that occurs in the second quarter of each year.

f. Treasury Securities, Federal Agency and Government-Sponsored Enterprise Residential and Commercial Mortgage-Backed Securities, Government-Sponsored Enterprise Debt Securities, and Foreign Currency Denominated Investments

Interest income on Treasury securities, federal agency and GSE MBS, GSE debt securities, and foreign currency denominated investments included in the SOMA is recorded when earned and includes inflation compensation on TIPS and amortization of premiums and accretion of discounts using the effective interest method. Interest income on federal agency and GSE MBS also includes gains or losses associated with principal paydowns. Premiums and discounts related to federal agency and GSE MBS are amortized or accreted over the term of the security to stated maturity, and the amortization of premiums and accretion of discounts are accelerated when principal payments are received. Gains and losses resulting from sales of securities are determined by specific issue based on average cost. Treasury securities, federal agency and GSE MBS, and GSE debt securities are reported net of premiums and discounts in the Consolidated Statements of Condition and interest income on those securities is reported net of the amortization of premiums and accretion of discounts in the Consolidated Statements of Operations.

In addition to outright purchases of federal agency and GSE MBS that are held in the SOMA, the Bank enters into RMBS dollar roll transactions (dollar rolls), which primarily involve an initial transaction to purchase or sell “to be announced” (TBA) MBS for delivery in the current month combined with a simultaneous agreement to sell or purchase TBA MBS on a specified future date. During the years ended December 31, 2023 and 2022, the Bank executed dollar rolls to facilitate settlement of outstanding purchases of federal agency and GSE MBS. The Bank accounts for dollar rolls as individual purchases and sales, on a settlement-date basis. Accounting for these transactions as purchases and sales, rather than as financing transactions, is appropriate because the purchase or sale component of the TBA MBS dollar roll is paired off or assigned prior to settlement and, as a result, there is no transfer and return of securities. Net gains (losses) resulting from MBS transactions are reported as a component of “Other items of income (loss): System Open Market Account: Federal agency and government-sponsored enterprise mortgage-backed securities losses, net” in the Consolidated Statements of Operations.

Foreign currency denominated investments, which can include foreign currency deposits, repurchase agreements, and government debt instruments, are revalued daily at current foreign currency market exchange rates in order to report these assets in U.S. dollars. Any negative interest associated with these foreign currency denominated investments is included as a component of “Interest income: System Open Market Account: Foreign currency denominated investments, net” in the Consolidated Statements of

Operations. Foreign currency translation gains and losses that result from the daily revaluation of foreign currency denominated investments are reported as “Other items of income (loss): System Open Market Account: Foreign currency translation losses, net” in the Consolidated Statements of Operations.

Because the Bank enters into commitments to buy Treasury securities, federal agency and GSE MBS, and foreign government debt instruments and records the related securities on a settlement-date basis in accordance with the FAM, the related outstanding commitments are not reflected in the Consolidated Statements of Condition.

Activity related to Treasury securities, federal agency and GSE MBS, and GSE debt securities including the premiums, discounts, and realized gains and losses, is allocated to each Reserve Bank on a percentage basis derived from an annual settlement of the interdistrict settlement account that occurs in the second quarter of each year. Activity related to foreign currency denominated investments, including the premiums, discounts, and realized and unrealized gains and losses, is allocated to each Reserve Bank on a percentage basis, adjusted annually in the second quarter of each year, calculated as the ratio of each Reserve Bank’s capital and surplus to the Reserve Banks’ aggregate capital and surplus at the preceding December 31.

The Bank is authorized to hold foreign currency working balances and execute foreign exchange transactions to facilitate international payments and currency transactions it makes with or on behalf of foreign central bank and U.S. official institution customers. These foreign currency working balances and transactions are not related to the Bank's monetary policy operations. Foreign currency working balances are reported as a component of “Other assets” in the Consolidated Statements of Condition and the related foreign currency translation gains and losses that result from the daily revaluation of the foreign currency working balances and contracts are reported as a component of “Other items of income (loss): Other” in the Consolidated Statements of Operations.

g. Central Bank Liquidity Swaps

Central bank liquidity swaps, which are transacted between the Bank and a foreign central bank, can be structured as either U.S. dollar or foreign currency liquidity swap arrangements.

Central bank liquidity swaps activity, including the related income and expense, is allocated to each Reserve Bank based on a percentage basis, adjusted annually in the second quarter of each year, calculated as the ratio of each Reserve Bank’s capital and surplus to the Reserve Banks’ aggregate capital and surplus at the preceding December 31.

U.S. dollar liquidity swaps

At the initiation of each U.S. dollar liquidity swap transaction, the foreign central bank transfers a specified amount of its currency to a restricted account for the Bank in exchange for U.S. dollars at the prevailing market exchange rate. Concurrent with this transaction, the Bank and the foreign central bank agree to a second transaction that obligates the foreign central bank to return the U.S. dollars and the Bank to return the foreign currency on a specified future date at the same exchange rate as the initial transaction. The Bank's allocated portion of the foreign currency amounts that the Bank acquires are reported as "System Open Market Account: Central bank liquidity swaps" in the Consolidated Statements of Condition.

Because the swap transaction will be unwound at the same U.S. dollar amount and exchange rate that were used in the initial transaction, the recorded value of the foreign currency amounts is not affected by changes in the market exchange rate.

The foreign central bank compensates the Bank based on the amount outstanding and the interest rate under the swap agreement. The Bank's allocated portion of the amount of compensation received during the term of the swap transaction is reported as "Interest income: System Open Market Account: Central bank liquidity swaps" in the Consolidated Statements of Operations.

Foreign currency liquidity swaps

Foreign currency liquidity swap transactions involve the transfer by the Bank at the prevailing market exchange rate, of a specified amount of U.S. dollars to an account for the foreign central bank in exchange for its currency. The foreign currency liquidity swap is recorded as "System Open Market Account: Other liabilities" in the Consolidated Statements of Condition in the amount of foreign currency that the Bank receives.

h. Consolidated Variable Interest Entities: Assets Held, Net

The consolidated VIEs hold assets that result from the associated purchase and lending activities and from the Treasury's preferred equity contributions. In addition to loans and securities directly related to program activities, assets may include cash and cash equivalents, short-term investments, and short-term investments in non-marketable securities. Cash equivalents and short-term investments are recorded at fair value in accordance with FASB ASC 825, Financial Instruments, while short-term investments in non-marketable securities are accounted for at amortized cost in accordance with FASB ASC 320, Investments – Debt Securities.

MLF held municipal notes designated as held-to-maturity and accounted for at amortized cost in accordance with FASB ASC 320, Investments – Debt Securities. TALF II made loans to borrowers that are

designated as held-for-investment and accounted for at the loan's principal balance in accordance with FASB ASC 310, Receivables.

Additional information related to the assets held by consolidated VIEs is provided in Note 6.

i. Allowance for Credit Losses

FASB ASC 326, Financial Instruments – Credit Losses provides the updated methodology for measuring credit losses on loans and SOMA assets measured at amortized cost. Beginning in 2023, the Bank estimated the allowance for credit losses using the current expected credit loss (CECL) methodology. CECL uses historical loss information, adjusted to reflect current economic conditions, asset specific considerations, and forward-looking assumptions to estimate lifetime expected credit losses. Specific considerations for the Bank's assets include:

- Loans include loans to depository institutions and other loans, which consist of the PPPLF and the BTFP. When evaluating the risk of credit loss, the Bank considers the term of the loan, the depository institution's and other financial institution's commitment and ability to repay, the underlying collateral type and coverage of the loans, and any repayment guarantees. See Note 4.
- SOMA assets include repurchase agreements, Treasury securities, GSE debt, federal agency and GSE MBS, and foreign currency denominated investments. When evaluating the risk of credit loss on repurchase agreements, the Bank considers collateral maintenance provisions and the short term nature of the agreements. The risk of credit loss on the remaining SOMA assets are evaluated considering historical loss experience, assessment of ongoing credit condition of the security issuer or counterparty, and the existence of third-party guarantees. See Note 5.

The recognition of an allowance for credit losses is evaluated and reviewed at least annually. When the risk of non-payment is zero, an estimate for credit losses is not required to be recognized. Loans to depository institutions, other loans, and SOMA assets including repurchase agreements, Treasury securities, GSE debt, federal agency and GSE MBS, and foreign currency denominated investments are within the scope of the zero-loss assumption under CECL. Therefore, there was no allowance for credit losses as of December 31, 2023.

The prior methodology, applied by the Bank in 2022, required incurred losses to be probable before they were recognized.

J. Bank Premises, Equipment, and Software

Bank premises and equipment are stated at cost less accumulated depreciation. Depreciation is calculated on a straight-line basis over the estimated useful lives of the assets, which range from 2 to 50 years. Major alterations, renovations, and improvements are capitalized and depreciated over the remaining useful life of the asset or, if appropriate, over the unique useful life of the alteration, renovation, or improvement. Maintenance, repairs, and minor replacements are charged to operating expense in the year incurred. Reserve Banks may transfer assets to other Reserve Banks or may lease property of other Reserve Banks.

Costs incurred to acquire software are capitalized based on the purchase price. Costs incurred during the application development stage to develop internal-use software are capitalized based on the cost of direct services and materials associated with designing, coding, installing, and testing the software. Capitalized software costs are amortized on a straight-line basis over the estimated useful lives of the software applications, which generally range from two to five years. Maintenance costs and minor replacements related to software are charged to operating expense in the year incurred.

Capitalized assets, including land improvements, buildings, construction, furniture and equipment, and software, are impaired and an adjustment is recorded when events or changes in circumstances indicate that the carrying amount of assets or asset groups is not recoverable and significantly exceeds the assets' fair value.

k. Leases

Leases are identified in accordance with FASB ASC 842, Leases. The Bank's material leases involve lessor arrangements for premises that are classified as operating leases. Upon adoption of ASC 842, the Bank elected the short-term lease recognition exemption and did not separate lease components from non-lease components for all leases.

I. Interdistrict Settlement Account

Each Reserve Bank aggregates the payments due to or from other Reserve Banks. These payments result from transactions between the Reserve Banks and transactions that involve depository institution accounts held by other Reserve Banks, such as Fedwire funds and securities transfers and check and ACH transactions. The cumulative net amount due to or from the other Reserve Banks is reflected in the "Interdistrict settlement account" in the Consolidated Statements of Condition.

An annual settlement of the interdistrict settlement account occurs in the second quarter of each year. As a result of the annual settlement, the balance in each Bank's interdistrict settlement account is adjusted

by an amount equal to the average balance in the account during the previous twelve-month period ended March 31. An equal and offsetting adjustment is made to each Bank's allocated portion of SOMA assets and liabilities.

m. Federal Reserve Notes

Federal Reserve notes are the circulating currency of the United States. These notes, which are identified as issued to a specific Reserve Bank, must be fully collateralized. All of the Bank's assets are eligible to be pledged as collateral. The collateral value is equal to the book value of the collateral tendered with the exception of securities, for which the collateral value is equal to the par value of the securities tendered. The par value of securities pledged as collateral under reverse repurchase agreements is deducted from the eligible collateral value.

The Board of Governors may, at any time, call upon a Reserve Bank for additional security to adequately collateralize outstanding Federal Reserve notes. To satisfy the obligation to provide sufficient collateral for outstanding Federal Reserve notes, the Reserve Banks have entered into an agreement that provides for certain assets of the Reserve Banks to be jointly pledged as collateral for the Federal Reserve notes issued to all Reserve Banks. In the event that this collateral is insufficient, the FRA provides that Federal Reserve notes become a first and paramount lien on all the assets of the Reserve Banks. Finally, Federal Reserve notes are obligations of the United States government.

"Federal Reserve notes outstanding, net" in the Consolidated Statements of Condition represents the Bank's Federal Reserve notes outstanding, reduced by the Bank's currency holdings of \$61,224 million and \$74,159 million at December 31, 2023 and 2022, respectively.

At December 31, 2023 and 2022, all Federal Reserve notes outstanding, net, were fully collateralized. At December 31, 2023 and 2022, all gold certificates, all SDR certificates, and \$2,281 billion and \$2,243 billion, respectively, of domestic securities held in the SOMA were pledged as collateral. At December 31, 2023 and 2022, no investments denominated in foreign currencies were pledged as collateral.

n. Deposits

Depository Institutions

Depository institutions' deposits represent balances maintained in master accounts and excess balance accounts held by the depository institutions at the Bank.

Depository institutions earn interest at the interest on reserve balance (IORB) rate. The Board of Governors sets the IORB rate at a rate not to exceed the general level of short-term interest rates and has

the discretion to change the IORB rate at any time. Interest on depository institutions' balances is calculated and accrued daily at the specified rate. Interest payable on deposits of depository institutions at Reserve Banks is reported as a component of "Interest payable to depository institutions and others" in the Consolidated Statements of Condition. Interest expense on deposits of depository institutions at Reserve Banks is reported as a component of "Depository institutions and others" in the Consolidated Statements of Operations.

Treasury General Account

The Treasury general account is the primary operational account of the Treasury and is maintained at the Bank.

Other Deposits

Other deposits include the Bank's allocated portion of foreign central bank and foreign government deposits held at the Bank. Other deposits also include cash collateral, deposits of designated financial market utilities (DFMUs), and GSE deposits held by the Bank. The Bank pays interest on deposits held by DFMUs at a rate currently set equal to the interest rate paid on reserve balances maintained by depository institutions. The Board of Governors sets, and can change at its discretion, the rate paid to DFMUs. Interest payable on other deposits is reported as a component of "Interest payable to depository institutions and others" in the Consolidated Statements of Condition. Interest expense on other deposits is reported as a component of "Depository institutions and others" in the Consolidated Statements of Operations.

o. Reserve Bank Capital Paid-in

The FRA requires that each member bank subscribe to the capital stock of the Reserve Bank in an amount equal to 6 percent of the capital and surplus of the member bank. These shares have a par value of \$100 and may not be transferred or hypothecated. As a member bank's capital and surplus changes, its holdings of Reserve Bank stock must be adjusted. Currently, only one-half of the subscription is paid in, and the remainder is subject to call. A member bank is liable for Reserve Bank liabilities up to twice the par value of stock subscribed by it.

The FRA requires each Reserve Bank to pay each member bank an annual dividend based on the amount of the member bank's paid-in capital stock and a rate determined by the member bank's total consolidated assets. Member banks with total consolidated assets in excess of a threshold established in the FRA receive a dividend equal to the smaller of 6 percent or the rate equal to the high yield of the 10-year Treasury note auctioned at the last auction held prior to the payment of the dividend. Member banks

with total consolidated assets equal to or less than the threshold receive a dividend of 6 percent. The threshold for total consolidated assets was \$12.1 billion and \$11.2 billion for the years ended December 31, 2023 and 2022, respectively. This threshold is adjusted annually based on the Gross Domestic Product Price Index, which is published by the Bureau of Economic Analysis. The dividend is paid semiannually and is cumulative.

p. Consolidated Variable Interest Entities Formed to Administer Credit and Liquidity Facilities: Non-Controlling Interest

The Treasury's preferred equity contribution to the consolidated VIEs are reported as a component of "Consolidated variable interest entities formed to administer credit and liquidity facilities: Non-controlling interest" in the Consolidated Statements of Condition.

The reported amount also includes Treasury's allocated portion of undistributed net VIEs assets, determined in accordance with LLC agreements and accounting policies adopted by the VIEs. The Treasury's non-controlling interest is reported as "Consolidated variable interest entities: Non-controlling interest" in the Consolidated Statements of Changes in Capital. Treasury's allocated portion of undistributed net assets is determined in accordance with the hypothetical liquidation at book value methodology. A calculation is prepared to determine the amounts that would be received if the VIE liquidated all of its assets, measured as of the balance sheet date, and distributed the proceeds to the members based on the contractually defined liquidation priorities. The difference between the calculated liquidation distribution amounts at the beginning and the end of the reporting period is the Bank's share of the earnings or losses from the VIEs investment for the period.

q. Surplus

The FRA limits aggregate Reserve Bank surplus to \$6.785 billion. Reserve Bank surplus is allocated among the Reserve Banks based on the ratio of each Bank's capital paid-in to total Reserve Bank capital paid-in as of December 31 of each year. The amount reported as surplus by the Bank as of December 31, 2023 and 2022 represents the Bank's allocated portion of surplus.

Accumulated other comprehensive income (loss) is reported as a component of "Surplus" in the Consolidated Statements of Condition and the Consolidated Statements of Changes in Capital. Additional information regarding the classifications of accumulated other comprehensive income is provided in Notes 9, 10, and 11.

r. Earnings Remittances to the Treasury

The FRA requires that any amounts of the surplus funds of the Reserve Banks that exceed, or would exceed, the aggregate surplus limitation shall be transferred to the Board of Governors for transfer to the Treasury. The Bank remits excess earnings to the Treasury after providing for the cost of operations, payment of dividends, and reservation of an amount necessary to maintain surplus at the Bank's allocated portion of the aggregate surplus limitation. Remittances to the Treasury are made on a weekly basis, and prior to payment, amounts due to the Treasury are reported as "Accrued remittances to the Treasury" in the Consolidated Statements of Condition. See Note 12 for additional information on earnings remittances to the Treasury.

On a weekly basis, if earnings become less than the costs of operations, payment of dividends, and reservation of an amount necessary to maintain the Bank's allocated portion of the aggregate surplus limitation, the Bank suspends weekly remittances to the Treasury and records a deferred asset, which is reported as "Deferred asset – remittances to the Treasury" in the Consolidated Statements of Condition. A deferred asset represents the shortfall in earnings from the most recent point that remittances to the Treasury were suspended. The deferred asset is the amount of net excess earnings the Bank will need to realize in the future before remittances to the Treasury resume, and the deferred asset is reviewed for impairment periodically. The net amount of the excess earnings and costs in excess of earnings recognized for the full year is reported as "Earnings remittances to the Treasury, net" in the Consolidated Statements of Operations.

s. Income and Costs Related to Treasury Services

When directed by the Secretary of the Treasury, the Bank is required by the FRA to serve as fiscal agent and depository of the United States Government. By statute, the Treasury has appropriations to pay for these services. Revenue generated by the Bank in performing fiscal agent activities is recognized when the Bank's performance obligations are satisfied. During the years ended December 31, 2023 and 2022, the Bank was reimbursed for all services provided to the Treasury as its fiscal agent.

t. Income from Services, Services Provided to Other Reserve Banks, and Services Provided by Other Reserve Banks

On July 1, 2022, the Federal Reserve Financial Services (FRFS), a new organization within the System, began implementation of a service-delivery model in which the responsibility for operating the financial services provided to depository institutions is collectively managed. The financial services managed by the FRFS include check, ACH, FedNow Service, Fedwire funds and securities, National Settlement Services, and electronic access. This centralized organization supports the System's delivery of its payments services under this new structure.

On behalf of the Reserve Banks, the Bank operates Fedwire funds and securities services and National Settlement Service and, as a result, reports total System revenue for these services as "Other items of income (loss): Income from services" in its Consolidated Statements of Operations. Revenue generated from these services is recognized when the Reserve Banks' performance obligations are satisfied. Because the performance obligations for these services are not for any specific term, the Bank recognizes income based on usage of the service. Transaction prices are set by fee schedules published by the System. During the years ended December 31, 2023 and 2022, earned income was collected timely. The Bank reimburses the applicable Reserve Banks for the costs incurred to provide these services and reports the resulting reimbursement paid as a component of "Operating expenses: Other" in its Consolidated Statements of Operations.

The Federal Reserve Bank of Atlanta operates the Reserve Banks' provision of check and ACH services to depository institutions, the Federal Reserve Bank of Chicago operates the Reserve Banks' provision of electronic access services to depository institutions, and the Federal Reserve Bank of Boston operates instant payments settlement services to depository institutions. The Reserve Bank that operates these services recognizes the related total System revenue in its Consolidated Statements of Operations. Revenue generated from these services is recognized when the Reserve Banks' performance obligations are satisfied. Because the performance obligations for these services are not for any specific term, the Reserve Banks responsible for operating these services recognize income based on usage of the services. Transaction prices are set by fee schedules published by the System. During the years ended December 31, 2023 and 2022, earned income was collected timely. The Bank is reimbursed for costs incurred to provide these services by the Reserve Banks responsible for operating these services and reports this reimbursement as a component of "Operating expenses: Other" in its Consolidated Statements of Operations.

u. Assessments

The Board of Governors assesses the Reserve Banks to fund its operations and the operations of the Bureau. These assessments are allocated to each Reserve Bank based on each Reserve Bank's capital and surplus balances. The Board of Governors also assesses each Reserve Bank for expenses related to producing, issuing, and retiring Federal Reserve notes based on each Reserve Bank's share of the number of notes comprising the System's net liability for Federal Reserve notes on December 31 of the prior year.

The Dodd-Frank Act requires that, after the transfer of its responsibilities to the Bureau on July 21, 2011, the Board of Governors fund the Bureau in an amount not to exceed a fixed percentage of the total operating expenses of the System as reported in the Board of Governors' 2009 annual report, which totaled \$4.98 billion. After 2013, the amount is adjusted annually in accordance with the provisions of the Dodd-Frank Act. The percentage of total operating expenses of the System for the years ended December

31, 2023 and 2022 was 15.08 percent (\$750.9 million) and 14.74 percent (\$734.0 million), respectively. The Bank's assessment for Bureau funding is reported as "Operating expenses: Assessments: Bureau of Consumer Financial Protection" in the Consolidated Statements of Operations.

v. Fair Value

Assets of the System Plan and certain assets of the credit facilities, discussed in Note 6, are measured at fair value in accordance with FASB ASC Topic 820 (ASC 820), Fair Value Measurement. ASC 820 defines fair value as the price that would be received to sell an asset or paid to transfer a liability in an orderly transaction between market participants at the measurement date. ASC 820 establishes a three-level fair value hierarchy that distinguishes between assumptions developed using market data obtained from independent sources (observable inputs) and the Bank's assumptions developed using the best information available in the circumstances (unobservable inputs). The three levels established by ASC 820 are described as follows:

Level 1 – Valuation is based on quoted prices for identical instruments traded in active markets.

Level 2 – Valuation is based on quoted prices for similar instruments in active markets, quoted prices for identical or similar instruments in markets that are not active, and model-based valuation techniques for which all significant assumptions are observable in the market.

Level 3 – Valuation is based on model-based techniques that use significant inputs and assumptions not observable in the market. These unobservable inputs and assumptions reflect the Bank's estimates of inputs and assumptions that market participants would use in pricing the assets and liabilities. Valuation techniques include the use of option pricing models, discounted cash flow models, and similar techniques.

The inputs or methodology used for valuing assets and liabilities are not necessarily an indication of the risk associated with those assets and liabilities.

w. Taxes

The Reserve Banks are exempt from federal, state, and local taxes, except for taxes on real property. The Bank's real property taxes were \$15 million and \$15 million for the years ended December 31, 2023 and 2022, respectively, and are reported as a component of "Operating expenses: Occupancy" in the Consolidated Statements of Operations.

x. Restructuring Charges

The Reserve Banks recognize restructuring charges for exit or disposal costs incurred as part of the closure of business activities in a particular location, the relocation of business activities from one location to another, or a fundamental reorganization that affects the nature of operations. Restructuring charges may include costs associated with employee separations, contract terminations, and asset impairments. Expenses are recognized in the period in which the Bank commits to a formalized restructuring plan or executes the specific actions contemplated in the plan and all criteria for financial statement recognition have been met.

The Bank had no significant restructuring activities in 2023 and 2022.

y. Recently Issued Accounting Standards

Other than the significant differences described in Note 3, the accounting policies described in FAM are generally consistent with those in GAAP. The following items represent recent accounting standards and describe how the FAM was or will be revised to be consistent with these GAAP standards.

In June 2016, the FASB issued Accounting Standards Update (ASU) 2016-13, Financial Instruments – Credit Losses (Topic 326): Measurement of Credit Losses on Financial Instruments, amended in subsequent related ASUs. ASU 2016-13 introduces the CECL methodology which replaced the previous GAAP method of calculating credit losses. While the prior methodology required incurred losses to be probable before they were recognized, ASU 2016-13 requires the use of a lifetime expected loss methodology, which requires earlier recognition of credit losses on financial assets measured at amortized cost. The Board of Governors adopted this standard using the modified retrospective method to report results under ASU 2016-13 for reporting periods after January 1, 2023. The adoption of this standard did not impact the Bank's consolidated financial statements.

(4) LOANS

Loans to Depository Institutions

The Bank offers primary, secondary, and seasonal loans to eligible borrowers. Each program has its own interest rate and interest is accrued using the applicable interest rate established at least every 14 days by the Bank's board of directors, subject to review and determination by the Board of Governors. Primary loans provide discount window credit for periods up to 90 days, secondary loans are extended on a short-term basis, typically overnight, and seasonal loans may be extended for a period of up to nine months. Other credit extensions included outstanding loans to depository institutions that were subsequently placed into Federal Deposit Insurance Corporation (FDIC) receivership, including depository institutions established by the FDIC and were fully repaid prior to December 31, 2023. Interest income earned on other credit extensions was accrued at 100 basis points above the primary credit rate.

Primary, secondary, and seasonal loans are collateralized to the satisfaction of the Bank to reduce credit risk. Assets eligible to collateralize these loans include consumer, business, and real estate loans; Treasury securities; GSE debt securities; foreign sovereign debt; municipal, corporate, and state and local government obligations; asset-backed securities; corporate bonds; commercial paper; and bank-issued assets, such as certificates of deposit, bank notes, and deposit notes. Collateral is assigned a lending value that is deemed appropriate by the Bank, which is typically fair value reduced by a margin. Loans to depository institutions are monitored daily to ensure that borrowers continue to meet eligibility requirements for these programs. If a borrower no longer qualifies for these programs, the Bank will generally request full repayment of the outstanding loan or, for primary or seasonal loans, may convert the loan to a secondary credit loan. Collateral levels are reviewed daily against outstanding obligations, and borrowers that no longer have sufficient collateral to support outstanding loans are required to provide additional collateral or to make partial or full repayment.

Other Loans

Bank Term Funding Program

The BTFP offers advances up to one year in length to banks, savings associations, credit unions, and other eligible depository institutions pledging any collateral eligible for purchase in open market operations, such as Treasuries, agency securities, and agency MBS. These assets are valued at par. Advances are limited to the value of eligible collateral pledged by the eligible borrower. The Department of the Treasury, using the ESF, made available \$25 billion as credit protection to the Reserve Banks in connection with the program. Interest income on advances made under the BTFP is accrued using the applicable rate as outlined by the term sheet. At December 31, 2023, no BTFP loans were 90 days past due or on non-accrual status.

Paycheck Protection Program Liquidity Facility

PPPLF loans are non-recourse loans and only PPP loans guaranteed by the SBA are eligible to serve as collateral for the PPPLF. An eligible borrower may pledge SBA-guaranteed PPP loans that it has originated or purchased. Each PPPLF loan is equal to the maturity of the PPP loan pledged and has a term of five years based on the PPP loan origination date. In an event of default, PPP covered loans are guaranteed as to principal and accrued interest by the SBA. The Bank has the rights to any such loan forgiveness reimbursement by the SBA to the eligible borrower. The eligible borrower shall pay fully collected funds to the Bank. In unusual cases, the Bank may be exposed to credit risk should collateral supporting PPPLF loans become inadequate. At December 31, 2023 and 2022, no PPPLF loans were 90 days past due or on non-accrual status.

The remaining maturity distribution of loans outstanding at December 31, 2023 and 2022 were as follows (in millions):

	Within 15 days	16 days to 90 days	91 days to 1 year	Over 1 year to 5 years	Total
December 31, 2023					
Loans to depository institutions					
Primary, secondary, and seasonal credit	\$ 29	\$ 93	\$ –	\$ –	\$ 122
Other loans					
BTFP	8	1,902	6,763	–	8,673
PPPLF	–	–	–	533	533
Total loans	\$ 37	\$ 1,995	\$ 6,763	\$ 533	\$ 9,328
December 31, 2022					
Loans to depository institutions					
Primary, secondary, and seasonal credit	\$ 634	\$ 435	\$ –	\$ –	\$ 1,069
Other loans					
PPPLF	–	–	–	2,077	2,077
Total loans	\$ 634	\$ 435	\$ –	\$ 2,077	\$ 3,146

Interest income attributable to loans outstanding during the years ended December 31, 2023 and 2022 was as follows (in millions):

	2023	2022
Interest income		
Loans to depository institutions		
Primary, secondary, seasonal, and other credit	\$ 1,343	\$ 15
Other loans		
BTFP	209	–
PPPLF	3	11
Total loans	\$ 1,555	\$ 26

At December 31, 2023, the Bank had no loans that were past due and determined to be non-performing, or on non-accrual status. No allowance for credit losses was required. At December 31, 2022, prior to the adoption of CECL, the Bank had no loans that were impaired, restructured, past due and determined to be non-performing, or on non-accrual status. No allowance for loan losses was required.

(5) SYSTEM OPEN MARKET ACCOUNT

a. Domestic Securities Holdings

The Bank executes domestic open market operations and, on behalf of the Reserve Banks, holds the resulting securities in the SOMA.

In response to the continued risks to economic activity posed by the coronavirus, effective December 2020, the FOMC directed the Bank to increase the SOMA portfolio by purchasing Treasury securities at a pace of \$80 billion per month and RMBS at a pace of \$40 billion per month and to increase the SOMA portfolio by purchasing Treasury securities, RMBS, and CMBS as needed to sustain smooth functioning of markets for these securities.

Pursuant to the FOMC directives, the Bank reduced the monthly pace of its net asset purchases for Treasury securities and RMBS as follows:

- Effective November 4, 2021, began reducing net asset purchases for Treasury securities to \$70 billion per month and began reducing net asset purchases for agency MBS to \$35 billion per month. The Bank ceased purchases of CMBS.
- Effective December 16, 2021, further reduced net asset purchases for Treasury securities to \$60 billion per month and further reduced net asset purchases for RMBS to \$30 billion per month.
- Effective mid-January 2022, reduced net asset purchases for Treasury securities to \$40 billion per month and reduced net asset purchases for RMBS to \$20 billion per month.
- Effective mid-February 2022, further reduced net asset purchases for Treasury securities to \$20 billion per month and further reduced net asset purchases for RMBS to \$10 billion per month.

The FOMC directed the Bank, effective March 17, 2022, to roll over all principal payments of Treasury securities and to reinvest payments of agency debt and RMBS into RMBS.

Pursuant to the FOMC directives, the Bank reinvested principal payments from Treasury securities and RMBS to the extent that they exceed monthly caps as follows:

- Effective June 2022 through August 2022, rolled over at auction Treasury securities maturing in the calendar month that exceed a cap of \$30 billion and reinvested agency MBS maturities in the calendar month that exceed a cap of \$17.5 billion.
- Effective September 2022 through December 2023, rolled over at auction Treasury securities maturing in the calendar month that exceed a cap of \$60 billion and reinvested agency MBS maturities in the calendar month that exceed a cap of \$35 billion.

The Bank's allocated share of activity related to domestic open market operations was 55.845 percent and 51.270 percent at December 31, 2023 and 2022, respectively.

The Bank's allocated share of Treasury securities, federal agency and GSE MBS, and GSE debt securities, net, excluding accrued interest, held in the SOMA at December 31, 2023 and 2022 was as follows (in millions):

	Allocated to the Bank							
	2023				2022			
	Par	Unamortized premiums	Unaccreted discounts	Total amortized cost	Par	Unamortized premiums	Unaccreted discounts	Total amortized cost
Treasury securities								
Bills	\$ 121,166	\$ –	\$ (1,528)	\$ 119,638	\$ 148,440	\$ –	\$ (1,508)	\$ 146,932
Notes	1,599,286	18,599	(3,218)	1,614,667	1,805,686	25,416	(3,391)	1,827,711
Bonds	951,808	107,760	(8,141)	1,051,427	865,402	104,812	(7,463)	962,751
Total Treasury securities	2,672,260	126,359	(12,887)	2,785,732	2,819,528	130,228	(12,362)	2,937,394
Federal agency and GSE MBS								
Residential	\$ 1,353,429	\$ 28,869	\$ (1,575)	\$ 1,380,723	\$ 1,349,896	\$ 30,179	\$ (1,790)	\$ 1,378,285
Commercial	4,595	385	(1)	4,979	4,355	416	(1)	4,770
Total federal agency and GSE MBS	1,358,024	29,254	(1,576)	1,385,702	1,354,251	30,595	(1,791)	1,383,055
GSE debt securities	\$ 1,311	\$ 117	\$ –	\$ 1,428	\$ 1,203	\$ 122	\$ –	\$ 1,325

	Total SOMA							
	2023				2022			
	Par	Unamortized premiums	Unaccreted discounts	Total amortized cost	Par	Unamortized premiums	Unaccreted discounts	Total amortized cost
Treasury securities								
Bills	\$ 216,969	\$ –	\$ (2,738)	\$ 214,231	\$ 289,525	\$ –	\$ (2,940)	\$ 286,585
Notes	2,863,795	33,304	(5,762)	2,891,337	3,521,904	49,573	(6,614)	3,564,863
Bonds	1,704,374	192,963	(14,578)	1,882,759	1,687,925	204,431	(14,557)	1,877,799
Total Treasury securities	4,785,138	226,267	(23,078)	4,988,327	5,499,354	254,004	(24,111)	5,729,247
Federal agency and GSE MBS								
Residential	\$ 2,423,545	\$ 51,694	\$ (2,820)	\$ 2,472,419	\$ 2,632,909	\$ 58,862	\$ (3,491)	\$ 2,688,280
Commercial	8,228	691	(2)	8,917	8,494	812	(3)	9,303
Total federal agency and GSE MBS	2,431,773	52,385	(2,822)	2,481,336	2,641,403	59,674	(3,494)	2,697,583
GSE debt securities	\$ 2,347	\$ 210	\$ –	\$ 2,557	\$ 2,347	\$ 237	\$ –	\$ 2,584

During the years ended December 31, 2023 and 2022, the Bank entered into repurchase agreements and reverse repurchase agreements as part of its monetary policy activities. These operations have been undertaken as necessary to maintain the federal funds rate in a target range. In addition, reverse repurchase agreements are entered into as part of a service offering to foreign official and international account holders.

The FIMA Repo Facility allows FIMA account holders to temporarily exchange their U.S. Treasury securities for U.S. dollars, which can then be available to institutions in their jurisdictions.

Financial information related to repurchase agreements allocated to the Bank and held in the SOMA for the years ended December 31, 2023 and 2022 was as follows (in millions):

	Allocated to the Bank		Total SOMA	
	2023	2022	2023	2022
Repo operations:				
Contract amount outstanding, end of year	\$ —	\$ —	\$ —	\$ —
Average daily amount outstanding, during the year	2	—	3	1
Maximum balance outstanding, during the year	113	34	203	61
FIMA Repo Facility:				
Contract amount outstanding, end of year	\$ —	\$ —	\$ —	\$ —
Average daily amount outstanding, during the year	2,041	—	3,922	—
Maximum balance outstanding, during the year	35,889	1	70,000	2
Total repurchase agreement contract amount outstanding, end of year	\$ —	\$ —	\$ —	\$ —
Supplemental information—interest income:				
Repo operations	\$ —	\$ —	\$ —	\$ —
FIMA Repo Facility	101	—	195	—
Total interest income—securities purchased under agreements to resell	\$ 101	\$ —	\$ 195	\$ —

There were no outstanding repurchase agreement contracts that were transacted with primary dealers, eligible counterparties, and foreign official and international account holders as of December 31, 2023.

Financial information related to reverse repurchase agreements allocated to the Bank and held in the SOMA for the years ended December 31, 2023 and 2022 was as follows (in millions):

	Allocated to the Bank		Total SOMA	
	2023	2022	2023	2022
Primary dealers and expanded counterparties:				
Contract amount outstanding, end of year	\$ 568,772	\$ 1,309,295	\$ 1,018,483	\$ 2,553,716
Average daily amount outstanding, during the year	948,531	1,048,314	1,747,804	1,997,187
Maximum balance outstanding, during the year	1,309,295	1,309,295	2,553,716	2,553,716
Securities pledged (par value), end of year	613,650	1,409,800	1,098,844	2,749,747
Securities pledged (fair value), end of year	563,110	1,285,955	1,008,344	2,508,194
Foreign official and international accounts:				
Contract amount outstanding, end of year	\$ 207,848	\$ 172,185	\$ 372,188	\$ 335,839
Average daily amount outstanding, during the year	183,522	152,925	336,897	290,552
Maximum balance outstanding, during the year	223,150	195,130	399,588	380,593
Securities pledged (par value), end of year	251,884	200,225	451,042	390,529
Securities pledged (fair value), end of year	207,898	172,209	372,278	335,886
Total reverse repurchase agreement contract amount outstanding, end of year	\$ 776,620	\$ 1,481,480	\$ 1,390,671	\$ 2,889,555
Supplemental information—interest expense:				
Primary dealers and expanded counterparties	\$ 47,512	\$ 18,823	\$ 87,341	\$ 36,655
Foreign official and international accounts	9,282	2,728	17,000	5,312
Total interest expense—securities sold under agreements to repurchase	\$ 56,794	\$ 21,551	\$ 104,341	\$ 41,967

Securities pledged as collateral, at December 31, 2023 and 2022, consisted solely of Treasury securities. The contract amount outstanding as of December 31, 2023 of reverse repurchase agreements that were transacted with primary dealers and expanded counterparties had a remaining term of one business day and matured on January 2, 2024. The contract amount outstanding as of December 31, 2023 of reverse repurchase agreements that were transacted with foreign official and international account holders had a remaining term of one business day and matured on January 2, 2024.

The remaining maturity distribution of Treasury securities, federal agency and GSE MBS, GSE debt securities, repurchase agreements, and reverse repurchase agreements that were allocated to the Bank at December 31, 2023 and 2022 was as follows (in millions):

	Within 15 days	16 days to 90 days	91 days to 1 year	Over 1 year to 5 years	Over 5 years to 10 years	Over 10 years	Total
December 31, 2023:							
Treasury securities (par value)	\$ 44,298	\$ 122,588	\$ 331,963	\$ 901,883	\$ 430,970	\$ 840,558	\$ 2,672,260
Federal agency and GSE residential MBS (par value) ¹	–	–	13	1,631	16,144	1,335,641	1,353,429
Federal agency and GSE commercial MBS (par value) ¹	–	–	–	1,103	1,922	1,570	4,595
GSE debt securities (par value)	–	–	–	–	1,311	–	1,311
Securities sold under agreements to repurchase (contract amount)	776,620	–	–	–	–	–	776,620
December 31, 2022:							
Treasury securities (par value)	\$ 46,799	\$ 189,414	\$ 369,810	\$ 982,065	\$ 480,520	\$ 750,920	\$ 2,819,528
Federal agency and GSE residential MBS (par value) ¹	–	1	18	1,824	23,226	1,324,827	1,349,896
Federal agency and GSE commercial MBS (par value) ¹	–	–	–	237	2,398	1,720	4,355
GSE debt securities (par value)	–	–	–	–	1,203	–	1,203
Securities sold under agreements to repurchase (contract amount)	1,481,480	–	–	–	–	–	1,481,480

¹ The par amount shown for federal agency and GSE residential MBS and commercial MBS is the remaining principal balance of the securities.

Federal agency and GSE MBS are reported at stated maturity in the table above. The estimated weighted-average life of these securities differs from the stated maturity primarily because it factors in scheduled payments and prepayment assumptions. The estimated weighted-average lives of RMBS and CMBS as of December 31, 2023 and 2022 were as follows (in years):

	2023	2022
Estimated weighted-average life of		
RMBS	8.7	9.0
CMBS	6.6	7.4

The amortized cost and par value of Treasury securities and GSE debt securities that were loaned from the SOMA under securities lending agreements allocated to the Bank and held in the SOMA at December 31, 2023 and 2022 were as follows (in millions):

	Allocated to the Bank		Total SOMA	
	2023	2022	2023	2022
Treasury securities (amortized cost)	\$ 26,464	\$ 26,450	\$ 47,388	\$ 51,590
Treasury securities (par value)	26,104	26,335	46,744	51,366
GSE debt securities (amortized cost)	–	12	–	23
GSE debt securities (par value)	–	11	–	21

Securities pledged as collateral by the counterparties in the securities lending arrangements at December 31, 2023 and 2022 consisted solely of Treasury securities. The securities lending agreements outstanding as of December 31, 2023 had a term of one business day and matured on January 2, 2024.

The Bank enters into commitments to buy and sell Treasury securities and federal agency and GSE MBS and records the related securities on a settlement-date basis. As of December 31, 2023, the portions allocated to the Bank and total purchases and sales under outstanding commitments were as follows (in millions):

	Allocated to the Bank	Total SOMA	Contractual settlement dates through
Purchases under outstanding commitments			
Treasury securities	\$ 619	\$ 1,109	January 2, 2024
TBA RMBS	–	–	
CMBS	–	–	
Sales under outstanding commitments			
RMBS	\$ –	\$ –	
CMBS	–	–	

RMBS and CMBS commitments are subject to varying degrees of off-balance-sheet market risk and counterparty credit risk that result from their future settlement. The Bank requires the posting of cash margin for RMBS commitments as part of its risk management practices used to mitigate the counterparty credit risk.

Other assets held in the SOMA consist primarily of cash and short-term investments related to the federal agency and GSE MBS portfolio and were immaterial at December 31, 2023 and 2022. Other liabilities include the Bank's accrued interest payable related to repurchase agreements transactions, obligations to return cash margin posted by counterparties as collateral under commitments to purchase and sell RMBS, and obligations that arise from the failure of a seller to deliver Treasury securities and RMBS and CMBS to the Bank on the settlement date and were immaterial at December 31, 2023 and 2022. Although the Bank has ownership of and records its investments in Treasury securities and RMBS and CMBS as of the contractual settlement date, it is not obligated to make

payment until the securities are delivered, and the amount included in other liabilities represents the Bank's obligation to pay for the securities when delivered.

Accrued interest receivable on domestic securities held in the SOMA was \$32,275 million and \$34,228 million as of December 31, 2023 and 2022, respectively, of which \$18,024 million and \$17,549 million, respectively, was allocated to the Bank. These amounts are reported as a component of "System Open Market Account: Accrued interest receivable" in the Consolidated Statements of Condition.

Information about transactions related to Treasury securities, federal agency and GSE MBS, and GSE debt securities allocated to the Bank and held in the SOMA during the years ended December 31, 2023 and 2022 is summarized as follows (in millions):

	Allocated to the Bank			
	Bills	Notes	Bonds	Total Treasury securities
Balance at December 31, 2021	\$ 184,248	\$ 2,155,026	\$ 1,005,587	\$ 3,344,861
Purchases ¹	506,356	276,632	56,661	839,649
Sales ¹	–	–	(11)	(11)
Realized gains (losses), net ²	–	–	(3)	(3)
Principal payments and maturities	(528,766)	(401,390)	(5,875)	(936,031)
Amortization of premiums and accretion of discounts, net	2,210	(10,045)	(5,358)	(13,193)
Inflation adjustment on inflation-indexed securities	–	10,419	7,991	18,410
Annual reallocation adjustment ³	(17,116)	(202,931)	(96,241)	(316,288)
Subtotal of activity	(37,316)	(327,315)	(42,836)	(407,467)
Balance at December 31, 2022	\$ 146,932	\$ 1,827,711	\$ 962,751	\$ 2,937,394
Purchases ¹	350,732	90,858	19,431	461,021
Sales ¹	–	(92)	(42)	(134)
Realized gains (losses), net ²	–	(5)	(12)	(17)
Principal payments and maturities	(397,581)	(453,394)	(14,521)	(865,496)
Amortization of premiums and accretion of discounts, net	6,835	(8,003)	(5,947)	(7,115)
Inflation adjustment on inflation-indexed securities	–	4,511	3,831	8,342
Annual reallocation adjustment ³	12,720	153,081	85,936	251,737
Subtotal of activity	(27,294)	(213,044)	88,676	(151,662)
Balance at December 31, 2023	\$ 119,638	\$ 1,614,667	\$ 1,051,427	\$ 2,785,732
Year-ended December 31, 2022				
Supplemental information—par value of transactions:				
Purchases ⁴	\$ 510,042	\$ 277,431	\$ 57,377	\$ 844,850
Sales	–	–	(13)	(13)
Year-ended December 31, 2023				
Supplemental information—par value of transactions:				
Purchases ⁴	\$ 357,454	\$ 91,242	\$ 19,746	\$ 468,442
Sales ⁴	–	(97)	(52)	(149)

¹ Purchases and sales may include payments and receipts related to principal, premiums, discounts, and inflation compensation adjustments to the basis of inflation-indexed securities. The amount reported as sales includes the realized gains and losses on such transactions.

² Realized gains (losses), net is the offset of the amount of realized gains and losses included in the reported sales amount.

³ Reflects the annual adjustment to the Bank's allocated portion of the related SOMA securities that results from the annual settlement of the interdistrict settlement account, as discussed in Note 3l.

⁴ Includes inflation compensation.

	Total SOMA			
	Bills	Notes	Bonds	Total Treasury securities
Balance at December 31, 2021	\$ 325,956	\$ 3,812,476	\$ 1,778,994	\$ 5,917,426
Purchases ¹	958,843	514,065	105,271	1,578,179
Sales ¹	–	–	(21)	(21)
Realized gains (losses), net ²	–	–	(5)	(5)
Principal payments and maturities	(1,002,507)	(762,463)	(11,460)	(1,776,430)
Amortization of premiums and accretion of discounts, net	4,293	(18,981)	(10,156)	(24,844)
Inflation adjustment on inflation-indexed securities	–	19,766	15,176	34,942
Subtotal of activity	(39,371)	(247,613)	98,805	(188,179)
Balance at December 31, 2022	\$ 286,585	\$ 3,564,863	\$ 1,877,799	\$ 5,729,247
Purchases ¹	644,351	167,315	35,904	847,570
Sales ¹	–	(175)	(76)	(251)
Realized gains (losses), net ²	–	(9)	(22)	(31)
Principal payments and maturities	(729,215)	(834,160)	(26,907)	(1,590,282)
Amortization of premiums and accretion of discounts, net	12,510	(14,708)	(10,907)	(13,105)
Inflation adjustment on inflation-indexed securities	–	8,211	6,968	15,179
Subtotal of activity	(72,354)	(673,526)	4,960	(740,920)
Balance at December 31, 2023	\$ 214,231	\$ 2,891,337	\$ 1,882,759	\$ 4,988,327
Year-ended December 31, 2022				
Supplemental information—par value of transactions:				
Purchases ³	\$ 965,988	\$ 515,609	\$ 106,728	\$ 1,588,325
Sales	–	–	(25)	(25)
Year-ended December 31, 2023				
Supplemental information—par value of transactions:				
Purchases ³	\$ 656,660	\$ 168,024	\$ 36,482	\$ 861,166
Sales ³	–	(184)	(94)	(278)

¹ Purchases and sales may include payments and receipts related to principal, premiums, discounts, and inflation compensation adjustments to the basis of inflation-indexed securities. The amount reported as sales includes the realized gains and losses on such transactions.

² Realized gains (losses), net is the offset of the amount of realized gains and losses included in the reported sales amount.

³ Includes inflation compensation.

	Allocated to the Bank			
	Residential MBS	Commercial MBS	Total federal agency and GSE MBS	GSE debt securities
Balance at December 31, 2021	\$ 1,512,092	\$ 5,772	\$ 1,517,864	\$ 1,475
Purchases ¹	219,931	–	219,931	–
Sales ¹	(181)	–	(181)	–
Realized gains (losses), net ²	(14)	–	(14)	–
Principal payments and maturities	(200,059)	(393)	(200,452)	–
Amortization of premiums and accretion of discounts, net	(6,571)	(87)	(6,658)	(13)
Annual reallocation adjustment ³	(146,913)	(522)	(147,435)	(137)
Subtotal of activity	(133,807)	(1,002)	(134,809)	(150)
Balance at December 31, 2022	\$ 1,378,285	\$ 4,770	\$ 1,383,055	\$ 1,325
Purchases ¹	329	–	329	–
Sales ¹	(200)	–	(200)	–
Realized gains (losses), net ²	(31)	–	(31)	–
Principal payments and maturities	(114,950)	(146)	(115,096)	–
Amortization of premiums and accretion of discounts, net	(3,481)	(66)	(3,547)	(15)
Annual reallocation adjustment ³	120,771	421	121,192	118
Subtotal of activity	2,438	209	2,647	103
Balance at December 31, 2023	\$ 1,380,723	\$ 4,979	\$ 1,385,702	\$ 1,428
Year-ended December 31, 2022				
Supplemental information—par value of transactions:				
Purchases	\$ 220,450	\$ –	\$ 220,450	\$ –
Sales	(191)	–	(191)	–
Year-ended December 31, 2023				
Supplemental information—par value of transactions:				
Purchases	\$ 329	\$ –	\$ 329	\$ –
Sales	(154)	–	(154)	–

¹ Purchases and sales may include payments and receipts related to principal, premiums, and discounts. The amount reported as sales includes the realized gains and losses on such transactions. Purchases and sales exclude TBA MBS transactions that are settled on a net basis.

² Realized gains (losses), net is the offset of the amount of realized gains and losses included in the reported sales amount.

³ Reflects the annual adjustment to the Bank's allocated portion of the related SOMA securities that results from the annual settlement of the interdistrict settlement account, as discussed in Note 31.

	Total SOMA			
	Residential MBS	Commercial MBS	Total federal agency and GSE MBS	GSE debt securities
Balance at December 31, 2021	\$ 2,675,057	\$ 10,211	\$ 2,685,268	\$ 2,610
Purchases ¹	402,649	–	402,649	–
Sales ¹	(345)	–	(345)	–
Realized gains (losses), net ²	(28)	–	(28)	–
Principal payments and maturities	(376,705)	(744)	(377,449)	–
Amortization of premiums and accretion of discounts, net	(12,348)	(164)	(12,512)	(26)
Subtotal of activity	13,223	(908)	12,315	(26)
Balance at December 31, 2022	\$ 2,688,280	\$ 9,303	\$ 2,697,583	\$ 2,584
Purchases ¹	600	–	600	–
Sales ¹	(359)	–	(359)	–
Realized gains (losses), net ²	(56)	–	(56)	–
Principal payments and maturities	(209,687)	(266)	(209,953)	–
Amortization of premiums and accretion of discounts, net	(6,359)	(120)	(6,479)	(27)
Subtotal of activity	(215,861)	(386)	(216,247)	(27)
Balance at December 31, 2023	\$ 2,472,419	\$ 8,917	\$ 2,481,336	\$ 2,557
Year-ended December 31, 2022				
Supplemental information—par value of transactions:				
Purchases	\$ 403,669	\$ –	\$ 403,669	\$ –
Sales	(365)	–	(365)	–
Year-ended December 31, 2023				
Supplemental information—par value of transactions:				
Purchases	\$ 600	\$ –	\$ 600	\$ –
Sales	(276)	–	(276)	–

¹ Purchases and sales may include payments and receipts related to principal, premiums, and discounts. The amount reported as sales includes the realized gains and losses on such transactions. Purchases and sales exclude TBA MBS transactions that are settled on a net basis.

² Realized gains (losses), net is the offset of the amount of realized gains and losses included in the reported sales amount.

b. Foreign Currency Denominated Investments

The Bank conducts foreign currency operations and, on behalf of the Reserve Banks, holds the resulting three types of foreign currency denominated investments in the SOMA.

The Bank holds foreign currency deposits with foreign central banks and with the Bank for International Settlements (BIS). The Bank also invests in foreign government debt instruments of France, Germany, the Netherlands, and Japan. These foreign government debt instruments are backed by the full faith and credit of the issuing foreign governments. In addition, the Bank enters into repurchase agreements to purchase government debt securities for which the accepted collateral is the debt instruments issued by a foreign government.

The Bank's allocated share of activity related to foreign currency denominated investments was 35.576 percent and 34.825 percent at December 31, 2023 and 2022, respectively.

Information about foreign currency denominated investments recorded at amortized cost and valued at foreign currency market exchange rates allocated to the Bank and held in the SOMA at December 31, 2023 and 2022 was as follows (in millions):

	Allocated to the Bank		Total SOMA	
	2023	2022	2023	2022
Euro:				
Foreign currency deposits	\$ 2,984	\$ 2,470	\$ 8,388	\$ 7,092
Dutch government debt instruments	381	384	1,070	1,103
French government debt instruments	651	902	1,829	2,591
German government debt instruments	238	240	668	688
Japanese yen:				
Foreign currency deposits	\$ 2,253	\$ 2,468	\$ 6,333	\$ 7,088
Japanese government debt instruments	106	1	299	3
Total	\$ 6,613	\$ 6,465	\$ 18,587	\$ 18,565

At December 31, 2023 and 2022, there were no repurchase agreements outstanding and, consequently, no related foreign securities held as collateral.

As of December 31, 2023 and 2022, total net interest income earned on foreign currency denominated investments allocated to the Bank and held in the SOMA were as follows (in millions):

	Allocated to the Bank		Total SOMA	
	2023	2022	2023	2022
Net interest income: ¹				
Euro	\$ 87	\$ (1)	\$ 247	\$ (2)
Japanese yen	–	–	(1)	(1)
Total	\$ 87	\$ (1)	\$ 246	\$ (3)

¹ As a result of negative interest rates in certain foreign currency denominated investments held in the SOMA, interest income on foreign currency denominated investments, net contains negative interest of \$8 million and \$34 million for the years ended December 31, 2023 and 2022, respectively, of which \$3 million and \$12 million, respectively, were allocated to the Bank.

Accrued interest receivable on foreign currency denominated investments, net was \$80 million and \$48 million as of December 31, 2023 and 2022, respectively, of which \$28 million and \$17 million, respectively, was allocated to the Bank. These amounts are reported as a component of “System Open Market Account: Accrued interest receivable” in the Consolidated Statements of Condition.

The remaining maturity distribution of foreign currency denominated investments that were allocated to the Bank at December 31, 2023 and 2022 was as follows (in millions):

	Within 15 days	16 days to 90 days	91 days to 1 year	Over 1 year to 5 years	Over 5 years to 10 years	Total
December 31, 2023:						
Euro	\$ 3,069	\$ 40	\$ 22	\$ 1,044	\$ 79	\$ 4,254
Japanese yen	2,253	–	105	1	–	2,359
Total	\$ 5,322	\$ 40	\$ 127	\$ 1,045	\$ 79	\$ 6,613
December 31, 2022:						
Euro	\$ 2,494	\$ –	\$ 67	\$ 1,032	\$ 403	\$ 3,996
Japanese yen	2,468	–	–	1	–	2,469
Total	\$ 4,962	\$ –	\$ 67	\$ 1,033	\$ 403	\$ 6,465

There were no foreign exchange contracts related to foreign currency operations outstanding as of December 31, 2023.

The Bank enters into commitments to buy foreign government debt instruments and records the related securities on a settlement-date basis. As of December 31, 2023, there were no outstanding commitments to purchase foreign government debt instruments. During 2023, there were purchases, sales, and maturities of foreign government debt instruments of \$889 million, \$561 million, and \$779 million, respectively, of which \$316 million, \$200 million, and \$277 million, respectively, were allocated to the Bank. Sales of \$561 million includes realized losses of \$125 million, of which a portion is allocated to the Bank.

In connection with its foreign currency activities, the Bank may enter into transactions that are subject to varying degrees of off-balance-sheet market risk and counterparty credit risk that result from their future settlement. The Bank controls these risks by obtaining credit approvals, establishing transaction limits, receiving collateral in some cases, and performing monitoring procedures.

Foreign currency working balances held and foreign exchange contracts executed by the Bank to facilitate international payments and currency transactions made on behalf of foreign central banks and U.S. official institution customers were immaterial as of December 31, 2023 and 2022.

c. Central Bank Liquidity Swaps

U.S. Dollar Liquidity Swaps

The FOMC authorized and directed the Bank to maintain standing U.S. dollar liquidity swap arrangements with the Bank of Canada, the Bank of England, the Bank of Japan, the European Central Bank, and the Swiss National Bank.

The Bank's allocated share of U.S. dollar liquidity swaps was 35.576 percent and 34.825 percent at December 31, 2023 and 2022, respectively.

Euros held in the SOMA under U.S. dollar liquidity swaps at December 31, 2023 and 2022 was \$1,357 million and \$412 million, respectively, of which \$483 million and \$144 million, respectively, was allocated to the Bank, and matured within 15 days of year-end. Accrued interest receivable on U.S. dollar liquidity swaps held in the SOMA and allocated to the Bank was immaterial as of December 31, 2023 and 2022.

Net income earned on U.S. dollar liquidity swaps is reported as "System Open Market Account: Central bank liquidity swaps" in the Consolidated Statements of Operations.

Foreign Currency Liquidity Swaps

At December 31, 2023 and 2022, there was no balance outstanding related to foreign currency liquidity swaps.

d. Fair Value of SOMA Assets and Liabilities

The fair value amounts below are presented solely for informational purposes and are not intended to comply with the fair value disclosures required by FASB ASC 820, Fair Value Measurement. Although the fair value of SOMA security holdings can be substantially greater than or less than the recorded value at any point in time, these unrealized gains or losses have no effect on the ability of the Reserve Banks, as the central bank, to meet their financial obligations and responsibilities. Because SOMA securities are recorded at amortized cost, cumulative unrealized gains (losses) are not recognized in the Consolidated Statements of Condition and the changes in cumulative unrealized gains (losses) are not recognized in the Consolidated Statements of Operations.

The fair value of the Treasury securities, federal agency and GSE MBS, GSE debt securities, and foreign government debt instruments held in the SOMA is subject to market risk, arising from movements in market variables such as interest rates and credit risk. The fair value of federal agency and GSE MBS is also affected by the expected rate of prepayments of mortgage loans underlying the securities. The fair value of foreign government debt instruments is also affected by currency risk. Based on evaluations performed as of December 31, 2023 and 2022, there are no credit impairments of SOMA securities holdings.

The following table presents the amortized cost, fair value, and cumulative unrealized gains (losses) on the Treasury securities, federal agency and GSE MBS, and GSE debt securities allocated to the Bank and held in the SOMA at December 31 2023 and 2022 (in millions):

	Allocated to the Bank					
	2023			2022		
	Amortized cost	Fair value	Cumulative unrealized gains (losses), net	Amortized cost	Fair value	Cumulative unrealized gains (losses), net
Treasury securities						
Bills	\$ 119,638	\$ 119,710	\$ 72	\$ 146,932	\$ 146,824	\$ (108)
Notes	1,614,667	1,505,289	(109,378)	1,827,711	1,684,365	(143,346)
Bonds	1,051,427	833,903	(217,524)	962,751	761,238	(201,513)
Total Treasury securities	2,785,732	2,458,902	(326,830)	2,937,394	2,592,427	(344,967)
Federal agency and GSE MBS						
Residential	\$ 1,380,723	\$ 1,178,575	\$ (202,148)	\$ 1,378,285	\$ 1,170,082	\$ (208,203)
Commercial	4,979	4,217	(762)	4,770	3,963	(807)
Total federal agency and GSE MBS	1,385,702	1,182,792	(202,910)	1,383,055	1,174,045	(209,010)
GSE debt securities	1,428	1,509	81	1,325	1,403	78
Total domestic SOMA portfolio securities holdings	\$ 4,172,862	\$ 3,643,203	\$ (529,659)	\$ 4,321,774	\$ 3,767,875	\$ (553,899)
Memorandum—Commitments for purchases of:						
Treasury securities ¹	\$ 619	\$ 619	\$ —	\$ 1,313	\$ 1,313	\$ —
Federal agency and GSE MBS ¹	—	—	—	—	—	—
Memorandum—Commitments for sales of:						
Treasury securities ²	\$ —	\$ —	\$ —	\$ —	\$ —	\$ —
Federal agency and GSE MBS ²	—	—	—	—	—	—

¹The amortized cost column presents unsettled purchase costs.

²The amortized cost column presents unsettled sales proceeds.

	Total SOMA					
	2023			2022		
	Amortized cost	Fair value	Cumulative unrealized gains (losses), net	Amortized cost	Fair value	Cumulative unrealized gains (losses), net
Treasury securities						
Bills	\$ 214,231	\$ 214,361	\$ 130	\$ 286,585	\$ 286,373	\$ (212)
Notes	2,891,337	2,695,476	(195,861)	3,564,863	3,285,274	(279,589)
Bonds	1,882,759	1,493,246	(389,513)	1,877,799	1,484,758	(393,041)
Total Treasury securities	4,988,327	4,403,083	(585,244)	5,729,247	5,056,405	(672,842)
Federal agency and GSE MBS						
Residential	\$ 2,472,419	\$ 2,110,439	\$ (361,980)	\$ 2,688,280	\$ 2,282,190	\$ (406,090)
Commercial	8,917	7,552	(1,365)	9,303	7,729	(1,574)
Total federal agency and GSE MBS	2,481,336	2,117,991	(363,345)	2,697,583	2,289,919	(407,664)
GSE debt securities	2,557	2,703	146	2,584	2,736	152
Total domestic SOMA portfolio securities holdings	\$ 7,472,220	\$ 6,523,777	\$ (948,443)	\$ 8,429,414	\$ 7,349,060	\$ (1,080,354)
Memorandum—Commitments for purchases of:						
Treasury securities ¹	\$ 1,109	\$ 1,109	\$ —	\$ 2,560	\$ 2,560	\$ —
Federal agency and GSE MBS ¹	—	—	—	—	—	—
Memorandum—Commitments for sales of:						
Treasury securities ²	\$ —	\$ —	\$ —	\$ —	\$ —	\$ —
Federal agency and GSE MBS ²	—	—	—	—	—	—

¹ The amortized cost column presents unsettled purchase costs.

² The amortized cost column presents unsettled sales proceeds.

The fair value of Treasury securities and GSE debt securities was determined using pricing services that provide market consensus prices based on indicative quotes from various market participants. The fair value of federal agency and GSE MBS were determined using pricing services that utilize a model-based approach that considers observable inputs for similar securities.

The cost bases of repurchase agreements, reverse repurchase agreements, central bank liquidity swaps, and other investments held in the SOMA portfolio approximate fair value. Due to the short-term nature of these agreements and the defined amount that will be received upon settlement, the cost basis approximates fair value.

At December 31, 2023 and 2022, the fair value of foreign currency denominated investments held in the SOMA was \$18,389 million and \$18,112 million, respectively, of which \$6,542 million and \$6,308 million, respectively, was allocated to the Bank. The fair value of foreign government debt instruments was determined using pricing services that provide market consensus prices based on indicative quotes from various market participants. Due to the short-term nature of foreign currency deposits, the cost basis is estimated to approximate fair value.

The following tables provide additional information on the amortized cost and fair value of the federal agency and GSE MBS portfolios allocated to the Bank and held in the SOMA at December 31, 2023 and 2022 (in millions):

Distribution of MBS holdings by coupon rate	Allocated to the Bank			
	2023		2022	
	Amortized cost	Fair value	Amortized cost	Fair value
Residential				
1.5%	\$ 86,443	\$ 71,909	\$ 86,524	\$ 71,574
2.0%	537,269	441,376	530,248	433,864
2.5%	385,134	323,994	384,934	322,449
3.0%	161,970	144,474	164,716	145,271
3.5%	106,319	97,815	107,816	98,343
4.0%	66,229	62,500	66,797	62,391
4.5%	27,740	26,987	27,776	26,840
5.0%	8,232	8,127	8,276	8,143
5.5%	1,111	1,114	1,029	1,036
6.0%	208	210	148	149
6.5%	68	69	21	22
Total	\$ 1,380,723	\$ 1,178,575	\$ 1,378,285	\$ 1,170,082
Commercial				
1.00%-1.50%	\$ 51	\$ 40	\$ 47	\$ 36
1.51%-2.00%	241	190	228	178
2.01%-2.50%	556	455	527	430
2.51%-3.00%	754	634	725	600
3.01%-3.50%	1,587	1,347	1,501	1,245
3.51%-4.00%	1,648	1,431	1,603	1,359
4.01%-4.50%	142	120	139	115
Total	\$ 4,979	\$ 4,217	\$ 4,770	\$ 3,963
Total MBS	\$ 1,385,702	\$ 1,182,792	\$ 1,383,055	\$ 1,174,045

Distribution of MBS holdings by coupon rate	Total SOMA			
	2023		2022	
	Amortized cost	Fair value	Amortized cost	Fair value
Residential				
1.5%	\$ 154,792	\$ 128,765	\$ 168,762	\$ 139,602
2.0%	962,071	790,360	1,034,220	846,233
2.5%	689,649	580,166	750,796	628,922
3.0%	290,035	258,706	321,270	283,344
3.5%	190,382	175,155	210,290	191,813
4.0%	118,593	111,917	130,284	121,691
4.5%	49,673	48,326	54,176	52,350
5.0%	14,741	14,552	16,143	15,883
5.5%	1,990	1,994	2,007	2,020
6.0%	372	375	290	290
6.5%	121	123	42	42
Total	\$ 2,472,419	\$ 2,110,439	\$ 2,688,280	\$ 2,282,190
Commercial				
1.00%-1.50%	\$ 91	\$ 72	\$ 91	\$ 71
1.51%-2.00%	432	340	445	346
2.01%-2.50%	995	814	1,027	838
2.51%-3.00%	1,350	1,135	1,413	1,171
3.01%-3.50%	2,842	2,412	2,928	2,428
3.51%-4.00%	2,953	2,564	3,127	2,651
4.01%-4.50%	254	215	272	224
Total	\$ 8,917	\$ 7,552	\$ 9,303	\$ 7,729
Total MBS	\$ 2,481,336	\$ 2,117,991	\$ 2,697,583	\$ 2,289,919

The following tables present the realized gains (losses) and the change in the cumulative unrealized gains (losses) related to SOMA domestic securities holdings allocated to the Bank and held in the SOMA during the years ended December 31, 2023 and 2022 (in millions):

	Allocated to the Bank			
	2023		2022	
	Realized gains (losses), net ^{1,2}	Change in cumulative unrealized gains (losses) ^{3,4}	Realized gains (losses), net ^{1,2}	Change in cumulative unrealized gains (losses) ^{3,4}
Treasury securities	\$ (17)	\$ 41,832	\$ (3)	\$ (436,166)
Federal agency and GSE MBS				
Residential	(31)	22,293	(126)	(215,070)
Commercial	–	106	–	(781)
Total federal agency and GSE MBS	(31)	22,399	(126)	(215,851)
GSE debt securities	–	(7)	–	(290)
Total	\$ (48)	\$ 64,224	\$ (129)	\$ (652,307)

¹ Realized gains (losses), net for Treasury securities are reported in "Other items of income (loss): System Open Market Account: Treasury securities losses, net" in the Consolidated Statements of Operations.

² Realized gains (losses), net for federal agency and GSE MBS are reported in "Other items of income (loss): System Open Market Account: Federal agency and government-sponsored enterprise mortgage-backed securities losses, net" in the Consolidated Statements of Operations.

³ Because SOMA securities are recorded at amortized cost, the change in the cumulative unrealized gains (losses) is not reported in the Consolidated Statements of Operations.

⁴ The amount reported as change in cumulative unrealized gains (losses) allocated to the Bank is affected by the annual adjustment to the Bank's allocated portion of the related SOMA securities, as discussed in Note 3f.

	Total SOMA			
	2023		2022	
	Realized gains (losses), net ^{1,2}	Change in cumulative unrealized gains (losses) ³	Realized gains (losses), net ^{1,2}	Change in cumulative unrealized gains (losses) ³
Treasury securities	\$ (32)	\$ 87,598	\$ (5)	\$ (807,471)
Federal agency and GSE MBS				
Residential	(56)	44,110	(234)	(398,785)
Commercial	–	209	–	(1,431)
Total federal agency and GSE MBS	(56)	44,319	(234)	(400,216)
GSE debt securities	–	(6)	–	(536)
Total	\$ (88)	\$ 131,911	\$ (239)	\$ (1,208,223)

¹ Realized gains (losses), net for Treasury securities are reported in "Other items of income (loss): System Open Market Account: Treasury securities losses, net" in the Consolidated Statements of Operations.

² Realized gains (losses), net for federal agency and GSE MBS are reported in "Other items of income (loss): System Open Market Account: Federal agency and government-sponsored enterprise mortgage-backed securities losses, net" in the Consolidated Statements of Operations.

³ Because SOMA securities are recorded at amortized cost, the change in the cumulative unrealized gains (losses) is not reported in the Consolidated Statements of Operations.

The amount of change in cumulative unrealized gains (losses) position, net related to foreign currency denominated investments was a gain of \$254 million and a loss of \$520 million for the years ended December 31, 2023 and 2022, respectively, of which \$90 million and \$179 million, respectively, were allocated to the Bank. Realized losses, net related to foreign currency denominated investments were \$125 million for the year ended December 31, 2023 and were immaterial for the year ended December 31, 2022, of which \$45 million was allocated to the Bank for the year ended December 31, 2023.

Treasury securities, federal agency and GSE MBS, GSE debt securities, and foreign government debt instruments are classified as Level 2 within the ASC 820 hierarchy because the fair values are based on indicative quotes and other observable inputs obtained from independent pricing services. The fair value hierarchy level of SOMA financial assets is not necessarily an indication of the risk associated with those assets.

(6) CONSOLIDATED VARIABLE INTEREST ENTITIES

a. Summary Information for Consolidated Variable Interest Entities

The consolidated financial statements include the accounts and results of operations of MLF and TALF II. Purchases of portfolio assets or extensions of loans by the LLCs were funded by loans extended by the Bank. Intercompany balances and transactions are eliminated in consolidation. The assets and liabilities held by the LLCs are reported as "Consolidated variable interest entities: Assets held, net" and "Consolidated variable interest entities: Other liabilities," respectively, in the Consolidated Statements of Condition. The classification of assets and liabilities of the consolidated VIEs as of December 31, 2023 and 2022 are as follows (in millions):

	2023		
	MLF	TALF II	Total
Assets			
Cash equivalents	\$ 213	\$ 46	\$ 259
Total assets, net	\$ 213	\$ 46	\$ 259
Liabilities			
Net assets and liabilities	\$ 213	\$ 46	\$ 259

	2022		
	MLF	TALF II	Total
Assets			
Cash and cash equivalents ¹	\$ 101	\$ 54	\$ 155
Short-term investments in non-marketable securities ²	2,482	887	3,369
Municipal notes ³	2,907	–	2,907
Loans ⁴	–	996	996
Other assets	80	19	99
Total assets, net	\$ 5,570	\$ 1,956	\$ 7,526
Liabilities			
Net assets and liabilities	\$ 5,569	\$ 1,955	\$ 7,524

¹ The related asset and deposit liabilities of the VIEs and Bank, respectively, are excluded from this line. The portion of Treasury's preferred equity contributions invested in cash and cash equivalents at the Bank were as follows as of December 31, 2022: \$436 million in the MLF and \$156 million in the TALF II.

² Represents the portion of the Treasury preferred equity contribution to the credit facilities, which are held as short-term investments in non-marketable securities at amortized cost and the related earnings on those investments.

³ Reported at amortized cost.

⁴ Reported at principal amount outstanding.

The following tables present the components of the LLCs' net operating income (loss) recorded for the years ended December 31, 2023 and 2022 (in millions):

	2023		
	MLF	TALF II	Total
Interest income ¹	\$ 138	\$ 71	\$ 209
Other items of income (loss):			
Fees	1	–	1
Total other items of income	1	–	1
Net income attributable to consolidated VIEs	<u>\$ 139</u>	<u>\$ 71</u>	<u>\$ 210</u>
Allocated to non-controlling Treasury interest	\$ 132	\$ 36	\$ 168
Allocated to Reserve Banks	\$ 7	\$ 35	\$ 42
Memorandum—Cumulative earnings distribution: ²	\$ 144	\$ 48	\$ 192
Non-controlling Treasury interest	144	48	192
Reserve Banks	–	–	–

¹ Recorded when earned and includes amortization of premiums and accretion of discounts.

² Represents distribution of cumulative LLC earnings upon dissolution in accordance with the LLC's legal agreements.

	2022		
	MLF	TALF II	Total
Interest income ¹	\$ 83	\$ 43	\$ 126
Other items of income (loss):			
Fees	2	1	3
Total other items of income	2	1	3
Less: professional fees	1	1	2
Net income attributable to consolidated VIEs	<u>\$ 84</u>	<u>\$ 43</u>	<u>\$ 127</u>
Allocated to non-controlling Treasury interest	\$ 77	\$ 22	\$ 99
Allocated to Reserve Banks	\$ 7	\$ 21	\$ 28
Memorandum—Cumulative earnings distribution: ²	\$ –	\$ –	\$ –
Non-controlling Treasury interest	–	–	–
Reserve Banks	–	–	–

¹ Recorded when earned and includes amortization of premiums and accretion of discounts.

² Represents distribution of cumulative LLC earnings upon dissolution in accordance with the LLC's legal agreements.

At December 31, 2023, the LLCs held \$259 million of cash equivalents with maturities within 15 days. At December 31, 2022, the maturity distribution of the LLCs' holdings were as follows:

	2022			
	Within 15 days	16 days to 90 days	91 days to 1 year	Total
Cash equivalents	\$ 55	\$ 100	\$ –	\$ 155
Short-term investments in non-marketable securities	3,369	–	–	3,369
Municipal notes	–	–	2,907	2,907
Loans	–	–	996	996
Total	\$ 3,424	\$ 100	\$ 3,903	\$ 7,427

Allowance for Credit Losses and Charge-Offs

As of December 31, 2023 and 2022, there were no assets for which the Bank determined there were expected credit losses and no allowance for credit impairment was required.

b. Fair Value

There was no material difference between the cost and fair value for the \$259 million and \$155 million of cash equivalents held at December 31, 2023 and 2022, respectively.

At December 31, 2023, there were no municipal notes holdings in MLF. The following table presents the LLCs' holdings at December 31, 2022, reported at amortized cost (in millions). Fair value is provided as supplemental information.

	2022			
	Amortized cost	Cumulative unrealized gains ¹	Cumulative unrealized losses ¹	Fair value
Short-term investments in non-marketable securities	\$ 3,369	\$ –	\$ –	\$ 3,369
Municipal notes	2,907	–	(41)	2,866
Total	\$ 6,276	\$ –	\$ (41)	\$ 6,235

¹ Because the LLCs' holdings were recorded at amortized cost, unrealized gains (losses) are not reported in the Consolidated Statements of Operations.

Collateral associated with loans were assigned a lending value, reduced by a margin, upon initial extension of credit to determine the maximum amount TALF II could lend. At December 31, 2023, all TALF II loans were repaid, and there was no outstanding collateral. The following table presents the loan principal and collateral fair value on TALF II's loans at December 31, 2022 (in millions):

	2022	
	Loan principal	Collateral fair value ¹
Loans ²	\$ 996	\$ 1,099

¹ Collateral fair value reflects the market value of collateral including accrued interest.

² All loans are fully collateralized.

The following table presents the financial instruments recorded at fair value as of December 31, 2023 and 2022 by the FASB ASC 820, Fair Value Measurement, hierarchy (in millions):

	2023			
	Level 1	Level 2	Level 3	Total ¹
Cash equivalents	\$ 259	\$ –	\$ –	\$ 259

¹ There were no transfers between levels during the year ended December 31, 2023.

	2022			
	Level 1	Level 2	Level 3	Total
Cash equivalents	\$ 55	\$ 100	\$ –	\$ 155

¹ There were no transfers between levels during the year ended December 31, 2022.

At December 31, 2023, the LLCs' cash equivalents are classified as government/agency. At December 31, 2022, the ratings breakdown of LLC holdings was as follows (in millions):

	2022		
	Government/ agency	Not rated ¹	Total
Cash equivalents	\$ 155	\$ –	\$ 155
Short-term investments in non-marketable securities	3,369	–	3,369
Municipal notes	–	2,907	2,907

¹ Not rated categorization includes municipal notes with private ratings.

Note: Lowest of all ratings is used for the purpose of this table if rated by two or more nationally recognized statistical rating organizations.

At December 31, 2022, the ratings breakdown of the fair value of collateral securing TALF II's loans were as follows (in millions):

Collateral sector	2022		
	AAA	Government/ agency	Total
SBA loans	\$ –	\$ 899	\$ 899
Commercial mortgages	19	–	19
Leveraged loans	181	–	181
Total	\$ 200	\$ 899	\$ 1,099

Note: Lowest of all ratings was used for the purpose of this table if rated by two or more nationally recognized statistical rating organizations.

c. Risk Profile

Cash equivalents are subject to minimal interest rate and credit risk as these are principally short-term government-guaranteed investments.

d. Contributions and Distributions of Treasury Equity

The following table presents the Treasury's contributions and distributions of capital, distributions of LLC earnings, and current year undistributed LLC earnings as of December 31, 2023 and 2022 (in millions), which are reported as "Consolidated variable interest entities: Non-controlling interest—capital (distribution)," "Consolidated variable

interest entities: Non-controlling interest—(earnings distribution),” and “Consolidated variable interest entities: Income (loss), net,” respectively, in the Consolidated Statements of Changes in Capital.

	MLF	TALF II	Total
Treasury's equity, January 1, 2022	\$ 4,347	\$ 1,395	\$ 5,742
Capital (distribution)	(1,350)	(340)	(1,690)
Current year undistributed LLC earnings	77	22	99
Treasury's equity, December 31, 2022	<u>\$ 3,074</u>	<u>\$ 1,077</u>	<u>\$ 4,151</u>
Capital (distribution)	(2,870)	(1,024)	(3,894)
Current year undistributed LLC earnings	132	36	168
Earnings distribution ¹	(144)	(48)	(192)
Treasury's equity, December 31, 2023	<u>\$ 192</u>	<u>\$ 41</u>	<u>\$ 233</u>

¹ Represents distribution of cumulative earnings upon dissolution in accordance with the LLC's legal agreements.

The following tables present the Treasury's cumulative capital contributions and undistributed LLC earnings (loss) as of December 31 2023 and 2022 (in millions):

	MLF	TALF II	Total
Capital contributions	\$ 2,870	\$ 1,024	\$ 3,894
Undistributed LLC earnings	204	53	257
Treasury's equity, December 31, 2022	<u>\$ 3,074</u>	<u>\$ 1,077</u>	<u>\$ 4,151</u>
Capital contributions	\$ —	\$ —	\$ —
Undistributed LLC earnings	192	41	233
Treasury's equity, December 31, 2023	<u>\$ 192</u>	<u>\$ 41</u>	<u>\$ 233</u>

The assets of the VIEs and the amounts provided by the Treasury as credit protection were used to secure the loans from the Bank. Funds provided by the Treasury's preferred equity contribution were invested as mutually agreed upon by each LLC and Treasury and consented to by the Bank. Additionally, the managing member was deemed to have contributed a nominal amount to each LLC.

e. Short-Term Investments in Non-Marketable Securities

In accordance with the terms of the Preferred Equity Investment Agreements for MLF and TALF II, approximately 85 percent of the Treasury's initial equity contribution was invested in overnight non-marketable securities issued by the Treasury to each LLC. As of December 31, 2022, these investments were reported as restricted cash and cash equivalents as there were contractual limitations and restrictions on the use of the funds and ability to withdraw the funds. The remaining equity contribution of approximately 15 percent of the initial equity contribution was held in cash on deposit at the Bank to support the liquidity needs of each LLC. Due to the short-term nature of cash equivalents and non-marketable securities, the cost basis was estimated to approximate fair value as of December 31, 2022.

(7) BANK PREMISES, EQUIPMENT, AND SOFTWARE

Bank premises and equipment at December 31, 2023 and 2022 were as follows (in millions):

	2023	2022
Bank premises and equipment:		
Land and land improvements	\$ 74	\$ 69
Buildings	648	622
Construction	27	37
Furniture and equipment	269	262
Subtotal	<u>1,018</u>	<u>990</u>
Accumulated depreciation	(547)	(515)
Bank premises and equipment, net	<u>\$ 471</u>	<u>\$ 475</u>
Depreciation expense, for the years ended December 31	<u>\$ 39</u>	<u>\$ 39</u>

The Bank leases space to outside tenants with remaining lease terms ranging from 1 to 9 years, which reflect any renewal options the lessee is reasonably certain to exercise or termination options not reasonably certain to exercise. Rental income from such leases was \$4 million and \$7 million for the years ended December 31, 2023 and 2022, respectively, and is reported as a component of “Other items of income (loss): Other” in the Consolidated Statements of Operations. Future minimum lease payments that the Bank will receive under non-cancelable lease agreements in existence at December 31, 2023, are as follows (in millions):

2024	\$	3
2025		3
2026		3
2027		3
2028		4
Thereafter		11
Total	<u>\$</u>	<u>27</u>

The Bank had capitalized software assets, net of amortization, of \$89 million and \$77 million at December 31, 2023 and 2022, respectively. Amortization expense was \$21 million and \$17 million for the years ended December 31, 2023 and 2022, respectively. Capitalized software assets are reported as a component of “Other assets” in the Consolidated Statements of Condition and the related amortization is reported as a component of “Operating expenses: Other” in the Consolidated Statements of Operations.

(8) COMMITMENTS AND CONTINGENCIES

In conducting its operations, the Bank enters into contractual commitments, normally with fixed expiration dates or termination provisions, at specific rates and for specific purposes.

At December 31, 2023, the Bank was obligated under non-cancelable lease for premises with a remaining term of approximately 2 years. The lease term and the recorded amount of right-of-use assets and lease liabilities include any renewal options reasonably certain to be exercised or termination options not reasonably certain to be exercised. These leases provide for increased lease payments based upon increases in real estate taxes, operating costs, or select price indexes.

Rental expense for certain operating facilities, warehouses, and data processing centers (including taxes, insurance, and maintenance when included in rent) was \$1 million and \$1 million for the years ended December 31, 2023 and 2022, respectively. Certain of the Bank's leases have options to renew.

Lease right-of-use assets, future minimum lease payments, and lease liabilities under non-cancelable operating leases at December 31, 2023, were immaterial.

At December 31, 2023, there were no material unrecorded unconditional purchase commitments or obligations in excess of one year.

Under an insurance agreement of the Reserve Banks, each of the Reserve Banks has agreed to bear, on a per-incident basis, a share of certain losses in excess of 1 percent of the capital paid-in of the claiming Reserve Bank, up to 50 percent of the total capital paid-in of all Reserve Banks. Losses are borne in the ratio of a Reserve Bank's capital paid-in to the total capital paid-in of all Reserve Banks at the beginning of the calendar year in which the loss is shared. No claims were outstanding under the agreement at December 31, 2023 and 2022.

The Bank is involved in certain legal actions and claims arising in the ordinary course of business. Although it is difficult to predict the ultimate outcome of these actions, in management's opinion, based on discussions with counsel, the legal actions and claims will be resolved without material adverse effect on the financial position or results of operations of the Bank.

(9) RETIREMENT AND THRIFT PLANS

Retirement Plans

The Bank currently offers three defined benefit retirement plans to its employees, based on length of service and level of compensation. Substantially all of the employees of the Reserve Banks, Board of Governors, and OEB participate in the System Plan. Under the Dodd-Frank Act, eligible Bureau employees may participate in the System Plan and, during the years ended December 31, 2023 and 2022, certain costs associated with the System Plan were reimbursed by the Bureau.

In addition, employees at certain compensation levels participate in the Benefit Equalization Retirement Plan (BEP) and certain Reserve Bank officers participate in the Supplemental Retirement Plan for Select Officers of the Federal Reserve Banks (SERP). The Bank reports the service cost related to the BEP and SERP as a component of "Operating expenses: Salaries and benefits" in its Consolidated Statements of Operations, the net cost related to the BEP and SERP as "Other items of income (loss): Other components of net benefit costs" in its Consolidated Statements of Operations, and the net liability as a component of "Accrued benefit costs" in its Consolidated Statements of Condition.

On behalf of the System and prior to the OEB integrating into the operations of the FRBA, the Bank recognized net assets or net liabilities and costs associated with the System Plan in its financial statements until July 31, 2023, and during the year-ended December 31, 2022. Effective August 1, 2023, the FRBA began recognizing the net assets or net liabilities and costs associated with the System Plan on its consolidated financial statements.

On August 1, 2023, the Bank transferred the System prepaid pension benefit asset, net of costs, of \$1.4 billion, and the pension actuarial losses of \$1.5 billion that were deferred in accumulated other comprehensive income (AOCI) to the FRBA. Additionally, the Bank transferred \$1.5 billion of surplus associated with the recognized AOCI to the FRBA necessary to maintain the Bank's required surplus balance in accordance with FRA requirements. The transfer occurred between Reserve Banks and was reported on the Consolidated Statements of Condition. The transfer resulted in an immaterial impact to the Consolidated Statements of Operations and Comprehensive Income. The change in AOCI is reported in the Accumulated other comprehensive income (loss) column, and the surplus transfer is reflected in the Net income retained column on the Consolidated Statements of Changes in Capital.

During the seven months ended July 31, 2023 and year ended December 31, 2022, the Bank reports the service cost related to the System Plan as "Operating expenses: System pension service cost" in its Consolidated Statements of Operations, and other net benefit costs related to the System Plan as a component of "Other items of income (loss): Other components of net benefit costs" in its Consolidated Statements of Operations. Accrued pension benefit costs were reported as a component of "Prepaid pension benefit costs" because the funded

status was a net asset as of December 31, 2022, and the Bank reported no balances in its Consolidated Statements of Condition as of December 31, 2023.

Following is a reconciliation of the beginning and ending balances of the System Plan benefit obligation for the years ended December 31, 2023 and 2022 (in millions):

	2023	2022
Estimated actuarial present value of projected benefit obligation at January 1	\$ 17,559	\$ 24,194
Service cost—benefits earned during the period	319	946
Interest cost on projected benefit obligation	570	775
Actuarial loss (gain)	568	(7,745)
Contributions by plan participants	—	6
Special termination benefits	—	7
Benefits paid	(400)	(624)
Estimated benefit obligation transferred to FRBA on August 1	(18,616)	—
Estimated actuarial present value of projected benefit obligation	<u>\$ —</u>	<u>\$ 17,559</u>

Following is a reconciliation showing the beginning and ending balance of the System Plan assets, the funded status, and the accrued pension benefit costs for years ended December 31, 2023 and 2022 (in millions):

	2023	2022
Estimated plan assets at January 1 (of which \$18,897 and \$24,643 is measured at fair value as of January 1, 2023 and 2022, respectively)	\$ 18,892	\$ 24,666
Actual return on plan assets	1,383	(5,338)
Contributions by the employers	170	182
Contributions by plan participants	—	6
Benefits paid	(400)	(624)
Estimated plan assets transferred to FRBA on August 1	(20,045)	—
Estimated plan assets at December 31 (of which \$18,897 is measured at fair value as of December 31, 2022)	<u>\$ —</u>	<u>\$ 18,892</u>
Funded status and accrued pension benefit costs	<u>\$ —</u>	<u>\$ 1,333</u>
Amounts included in accumulated other comprehensive loss are shown below:		
Prior service cost	\$ —	\$ —
Net actuarial gain (loss)	—	(1,593)
Total accumulated other comprehensive loss	<u>\$ —</u>	<u>\$ (1,593)</u>

The Bank, on behalf of the System, funded \$140 million and \$140 million during the seven months ended July 31, 2023, and year ended December 31, 2022, respectively. The Bureau is required by the Dodd-Frank Act to fund the System Plan for each Bureau employee based on an established formula. During the period ended July 31, 2023 and year ended December 31, 2022, the Bank received contributions from the Bureau of \$30 million and \$42 million, respectively.

The accumulated benefit obligation for the System Plan, which differs from the estimated actuarial present value of projected benefit obligation because it is based on current rather than future compensation levels, was \$15,430 million at December 31, 2022.

The weighted-average assumptions used in developing the accumulated pension benefit obligation for the System Plan as of July 31, 2023 and December 31, 2022 were as follows:

	2023	2022
Discount rate	5.39 %	5.55 %
Rate of compensation increase	4.50 %	4.50 %

Net periodic benefit expenses for the seven months ended July 31, 2023 and the year ended December 31, 2022 were actuarially determined using a January 1 measurement date. The weighted-average assumptions used in developing net periodic benefit expenses for the System Plan were as follows:

	2023	2022
Discount rate	5.55 %	3.09 %
Expected asset return	6.50 %	5.25 %
Rate of compensation increase	4.50 %	4.25 %

The components of net periodic pension benefit expense for the System Plan for the seven months ended July 31, 2023 and year ended December 31, 2022 are shown below (in millions):

	January 1 to July 31, 2023	2022
Service cost—benefits earned during the period	\$ 319	\$ 946
Other components of periodic pension benefit expense:		
Interest cost on projected benefit obligation	\$ 570	\$ 775
Amortization of actuarial loss	—	45
Expected return on plan assets	(708)	(1,290)
Special termination benefits	—	7
Bureau of Consumer Financial Protection contributions	(30)	(42)
Other components of periodic pension benefit (credit)	(168)	(505)
Total periodic pension benefit expense	\$ 151	\$ 441

During the seven months ended July 31, 2023 and year ended December 31, 2022, the service cost component of periodic pension benefit expense is reported as “Operating expenses: System pension service cost” in the Consolidated Statements of Operations and the other components of periodic pension benefit expense are reported as a component of “Other items of income (loss): Other components of net benefit costs” in the Consolidated Statements of Operations.

The System Plan's policy actual asset allocation as December 31, 2022 by asset category, are as follows:

	Actual asset allocations	
	2022	
Long-duration fixed income		50.0 %
U.S. equities		18.3 %
International equities		8.5 %
Private equity		8.6 %
High yield fixed income		5.0 %
Real estate		5.9 %
Emerging markets equities		3.2 %
Cash		0.5 %
Total		100.0 %

The Bank's projected benefit obligation, funded status, and net pension expenses for the BEP and SERP at December 31, 2023 and 2022, and for the years then ended, were immaterial.

The following table presents the financial instruments recorded at fair value as of December 31, 2022 by FASB ASC 820, Fair Value Measurement, hierarchy (in millions):

Description	2022			
	Level 1	Level 2	Level 3	Total ¹
Short-term investments	\$ 329	\$ –	\$ –	\$ 329
Treasury and federal agency securities	135	3,214	–	3,349
Corporate bonds	–	4,277	–	4,277
Other fixed income securities	–	380	–	380
Collective trusts	7,828	–	–	7,828
Real estate ²	–	182	–	182
Investments measured at net asset value ³	–	–	–	2,556
Total investments at fair value ⁴	\$ 8,292	\$ 8,053	\$ –	\$ 18,901

¹ There were no transfers between levels during the year ended December 31, 2022.

² Real estate investments of \$567 million that were previously reported using Level 2 inputs have been reclassified to net asset value to conform to current year presentation.

³ Certain investments that are measured at fair value using the net asset value per share (or its equivalent) practical expedient have not been categorized in the fair value hierarchy.

⁴ In addition to total investments at fair value, the System Plan holds future margin receivable of \$4 million, and future margin payable of \$7 million, and foreign exchange forward payable of \$1 million at December 31, 2022.

At December 31, 2022, a portion of short-term investments was available for futures trading. There were \$14 million of Treasury securities and cash pledged as collateral for the years ended December 31, 2022.

Thrift Plan

Employees of the Bank participate in the defined contribution Thrift Plan for Employees of the Federal Reserve System (Thrift Plan). The Bank matches 100 percent of the first 6 percent of employee contributions from the date of hire and provides an automatic employer contribution of 1 percent of eligible pay. The Bank's Thrift Plan contributions totaled \$37 million and \$34 million for the years ended December 31, 2023 and 2022, respectively, and are reported as a component of "Operating expenses: Salaries and benefits" in the Consolidated Statements of Operations.

(10) POSTRETIREMENT BENEFITS OTHER THAN RETIREMENT PLANS AND POSTEMPLOYMENT BENEFITS

Postretirement Benefits Other Than Retirement Plans

In addition to the Bank's retirement plans, employees who have met certain age and length-of-service requirements are eligible for both medical and life insurance benefits during retirement.

The Bank and plan participants fund benefits payable under the medical and life insurance plans as due and the plans have no assets.

Following is a reconciliation of the beginning and ending balances of the benefit obligation for the years ended December 31, 2023 and 2022 (in millions):

	2023	2022
Accumulated postretirement benefit obligation at January 1	\$ 342	\$ 464
Service cost—benefits earned during the period	15	25
Interest cost on accumulated benefit obligation	19	14
Net actuarial loss (gain)	15	(146)
Special termination benefits loss	1	—
Contributions by plan participants	5	5
Benefits paid	(21)	(20)
Medicare Part D subsidies	—	1
Plan amendments	(86)	(1)
Accumulated postretirement benefit obligation at December 31	<u>\$ 290</u>	<u>\$ 342</u>

At December 31, 2023 and 2022, the weighted-average discount rate assumptions used in developing the postretirement benefit obligation were 5.11 percent and 5.43 percent, respectively.

Discount rates reflect yields available on high-quality corporate bonds that would generate the cash flows necessary to pay the plan's benefits when due. The System Plan discount rate assumption setting convention uses an unrounded rate.

Following is a reconciliation of the beginning and ending balance of the plan assets, and the unfunded postretirement benefit obligation and accrued postretirement benefit costs for the years ended December 31, 2023 and 2022 (in millions):

	2023	2022
Fair value of plan assets at January 1	\$ —	\$ —
Contributions by the employer	16	15
Contributions by plan participants	5	5
Benefits paid	(21)	(20)
Fair value of plan assets at December 31	<u>\$ —</u>	<u>\$ —</u>
Unfunded obligation and accrued postretirement benefit costs	<u>\$ 290</u>	<u>\$ 342</u>
Amounts included in accumulated other comprehensive income are shown below:		
Prior service cost	\$ 88	\$ 3
Net actuarial gain	84	108
Total accumulated other comprehensive income	<u>\$ 172</u>	<u>\$ 111</u>

Accrued postretirement benefit costs are reported as a component of “Accrued benefit costs” in the Consolidated Statements of Condition.

For measurement purposes, the assumed health-care cost trend rates at December 31, 2023 and 2022 are provided in the table below:

	2023	2022
Health-care cost trend rate assumed for next year	6.25 %	6.50 %
Rate to which the cost trend rate is assumed to decline (the ultimate trend rate)	4.75 %	4.75 %
Year that the rate reaches the ultimate trend rate	2030	2030

The following is a summary of the components of net periodic postretirement benefit expense for the years ended December 31, 2023 and 2022 (in millions):

	2023	2022
Service cost—benefits earned during the period	\$ 15	\$ 25
Other components of periodic postretirement benefit expense:		
Interest cost on accumulated benefit obligation	\$ 19	\$ 14
Amortization of prior service credit	(1)	(5)
Amortization of net actuarial gain	(9)	—
Other components of periodic postretirement benefit expense	10	9
Total periodic postretirement benefit expense	\$ 25	\$ 34

The service cost component of periodic postretirement benefit expense is reported as a component of “Operating expenses: Salaries and benefits” in the Consolidated Statements of Operations and the other components of periodic postretirement benefit expense are reported as a component of “Other items of income (loss): Other components of net benefit costs” in the Consolidated Statements of Operations.

Net postretirement benefit costs are actuarially determined using a January 1 measurement date. At January 1, 2023 and 2022, the weighted-average discount rate assumptions used to determine net periodic postretirement benefit costs were 5.43 percent and 2.91 percent, respectively.

The Medicare Prescription Drug, Improvement and Modernization Act of 2003 established a prescription drug benefit under Medicare (Medicare Part D) and a federal subsidy to sponsors of retiree health-care benefit plans that provide benefits that are at least actuarially equivalent to Medicare Part D. The benefits provided under the Bank's plan to certain participants are at least actuarially equivalent to the Medicare Part D prescription drug benefit. The estimated effects of the subsidy are reflected in the actuarial gain in the accumulated postretirement benefit obligation and net periodic postretirement benefit expense.

Federal Medicare Part D subsidy receipts were immaterial in the years ended December 31, 2023 and 2022. Expected receipts in 2024 related to benefits paid in the years ended December 31, 2023 and 2022, are immaterial.

Following is a summary of expected postretirement benefit payments (in millions):

	Without subsidy	With subsidy
2024	\$ 20	\$ 19
2025	20	20
2026	21	21
2027	22	22
2028	23	22
2029-2033	122	120
Total	\$ 228	\$ 224

Postemployment Benefits

The Bank offers benefits to former qualifying or inactive employees. Postemployment benefit costs are actuarially determined using a December 31 measurement date and include the cost of providing disability; medical, dental, and vision insurance; survivor income benefits, and certain workers' compensation expenses. The accrued postemployment benefit costs recognized by the Bank at December 31, 2023 and 2022 were \$19 million and \$22 million, respectively. This cost is included as a component of "Accrued benefit costs" in the Consolidated Statements of Condition. Net periodic postemployment benefit expense (credit) included in 2023 and 2022 operating expenses were \$1 million and \$(3) million, respectively, and are recorded as a component of "Operating expenses: Salaries and benefits" in the Consolidated Statements of Operations.

(11) ACCUMULATED OTHER COMPREHENSIVE INCOME AND OTHER COMPREHENSIVE INCOME

Following is a reconciliation of beginning and ending balances of accumulated other comprehensive income (loss) as of December 31, 2023 and 2022 (in millions):

	2023			2022		
	Amount related to defined benefit retirement plan	Amount related to postretirement benefits other than retirement plans	Total accumulated other comprehensive income (loss)	Amount related to defined benefit retirement plan	Amount related to postretirement benefits other than retirement plans	Total accumulated other comprehensive income (loss)
Balance at January 1	\$ (1,593)	\$ 111	\$ (1,482)	\$ (2,754)	\$ (31)	\$ (2,785)
Change in funded status of benefit plans:						
Prior service costs arising during the year	–	86	86	–	1	1
Amortization of prior service cost (credit) ¹	–	(1)	(1)	–	(5)	(5)
Change in prior service costs related to benefit plans	–	85	85	–	(4)	(4)
Net actuarial gain (loss) arising during the year	107	(15)	92	1,116	146	1,262
Amortization of net actuarial loss (gain) ¹	–	(9)	(9)	45	–	45
Change in actuarial gain (loss) related to benefit plans	107	(24)	83	1,161	146	1,307
Change in funded status of benefit plans—other comprehensive income	107	61	168	1,161	142	1,303
Net actuarial gain resulting from the OEB transfer on August 1 ²	1,486	–	1,486	–	–	–
Balance at December 31	\$ –	\$ 172	\$ 172	\$ (1,593)	\$ 111	\$ (1,482)

¹ Reclassification is reported as a component of "Other items of income (loss): Other components of net benefit costs" in the Consolidated Statements of Operations.

² See Note 9 for discussion of the net actuarial loss transferred to the FRBA on August 1, 2023.

Additional detail regarding the classification of accumulated other comprehensive income (loss) is included in Notes 9 and 10.

(12) RECONCILIATION OF TOTAL DISTRIBUTION OF COMPREHENSIVE INCOME AND TREASURY REMITTANCES

In accordance with the FRA, the Bank remits excess earnings to the Treasury after providing for the cost of operations, payment of dividends, and reservation of an amount necessary to maintain the Bank's allocated portion of the aggregate surplus limitation (see Note 3r).

The Bank remitted excess earnings to the Treasury on a weekly basis during most of 2022. In the fall of 2022, the Bank first suspended weekly remittances to the Treasury because earnings shifted from excess to less than the costs of operations, payment of dividends, and reservation of surplus. The Bank's deferred asset represents the net accumulation of costs in excess of earnings, and is reported as "Deferred asset – remittances to the Treasury" in the Consolidated Statements of Condition. The deferred asset represents the amount of net excess earnings the Bank will need to realize in the future before remittances to the Treasury resume. No impairment existed as of December 31, 2023, because net excess earnings of the Bank in future periods are expected to exceed the balance of the deferred asset.

The following table presents the distribution of the Bank's and System's total comprehensive income for the years ended December 31, 2023 and 2022 (in millions):

	Bank's portion		System total	
	2023	2022	2023	2022
Reserve Bank and consolidated variable interest entity net (loss) income before providing for remittances to the Treasury	\$ (72,389)	\$ 26,755	\$ (114,300)	\$ 58,836
Other comprehensive income (loss)	168	1,303	(276)	1,819
Total comprehensive (loss) income—available for distribution	<u>\$ (72,221)</u>	<u>\$ 28,058</u>	<u>\$ (114,576)</u>	<u>\$ 60,655</u>
Distribution of comprehensive income (loss):				
Transfer (from) to surplus ¹	\$ (68)	\$ 51	\$ —	\$ —
Dividends	508	406	1,487	1,209
Remittances transferred to the Treasury ²	—	40,146	670	76,031
Deferred asset increase	(72,661)	(12,545)	(116,733)	(16,585)
Earnings remittances to the Treasury, net	<u>(72,661)</u>	<u>27,601</u>	<u>(116,063)</u>	<u>59,446</u>
Total distribution of comprehensive (loss) income	<u>\$ (72,221)</u>	<u>\$ 28,058</u>	<u>\$ (114,576)</u>	<u>\$ 60,655</u>

¹ The pension AOCI balance as well as an equal amount of net income retained (surplus) was transferred to the FRBA as part of the OEB transition resulting in a zero net change to the Bank's total surplus. See Note 9 for additional details.

² Represents cumulative excess earnings remittances transferred to the Treasury.

(13) SUBSEQUENT EVENTS

As of February 23, 2024, all holdings of MLF and TALF II were liquidated, final obligations were satisfied, and final distributions of proceeds were made to the Bank and the Treasury. The following table presents the distribution of the Treasury's and the Bank's cumulative earnings since inception through the March 2024 dissolution in accordance with the LLCs' legal agreements (in millions):

	MLF	TALF II
Cumulative earnings distribution		
Non-controlling interest—Treasury	\$ 192	\$ 41
Managing member—the Bank	21	5
Total cumulative earnings distribution	<u>\$ 213</u>	<u>\$ 46</u>

Subsequent events were evaluated through March 18, 2024, which is the date that these financial statements were available to be issued.



www.federalreserve.gov

0324